

4

Pupil's Book




Express Publishing

Jenny Dooley
Bob Obee



I Wonder




4
Pupil's Book

Jenny Dooley
Bob Obee



Express Publishing



Wonder

CONTENTS

	Vocabulary	Grammar
Welcome! (pp. 4-7)	Big numbers (100-1,000,000) School subjects (Art, English, Geography, History, ICT, Maths, Music, PE, Science)	Object pronouns Possessive pronouns
1 Music (pp. 8-21)	Feelings (bored, dizzy, happy, sad, scared, sleepy) Musical instruments (cello, clarinet, cymbals, drum, flute, guitar, saxophone, tambourine, trombone, trumpet, tuba, violin) Countries (Argentina, Australia, Brazil, India, Italy, Japan, Portugal, Scotland, Spain, the USA)	Present continuous Adverbs of manner Present simple – Present continuous
2 Animal Survival (pp. 22-35)	Animals (eagle, flamingo, goose, hedgehog, jaguar, kangaroo, koala, orang-utan, rhino, seal) Animal parts (beak, claws, hoof, horn, paw, spines, spots, stripes, webbed feet, wing)	Infinitive -ing form Infinitive of purpose
Wonder Tales 1 (pp. 36-37) The Elephant's Friends (Value: Friends come in all shapes and sizes!)		
3 Keeping Healthy (pp. 38-51)	Partitives (bar, bottle, bowl, can, carton, jar, loaf, packet, piece, pot, slice) Food (cabbage, coffee, fizzy drink, honey, mayonnaise, mustard, nuts, olive oil, plums, strawberries) Illnesses (a cold, a cough, a fever, a headache, a sore throat, a stomach ache, a toothache, an earache)	a lot of/many/much should/shouldn't
4 Gadgets and Inventions (pp. 52-65)	Gadgets and Inventions (digital camera, games console, GPS, headphones, laptop, microwave oven, remote control, smartphone, smartwatch, toaster) Computer parts (flash drive, keyboard, mouse, printer, screen, speakers, tower, webcam)	Comparatives Superlatives
A World of Wonder 1 (Modules 1-4) (pp. 66-67)		
5 People in History (pp. 68-81)	Knights and armour (arrow, axe, bow, crown, fence, knight, shield, suit of armour, sword) Talents and abilities (act, design webpages, do acrobatics, do tricks, juggle, knit, make sculptures, paint portraits)	Past simple (regular and irregular verbs)
6 Read me a story! (pp. 82-95)	Hobbies (build models, do ballet, do the gardening, do karate, go bowling, make jewellery, play pool, read comics) Clothes (cap, coat, hoodie, jumper, pyjamas, scarf, socks, tracksuit, trainers, trousers)	Past continuous
Wonder Tales 2 (pp. 96-97) The Empty Pot (Value: Honesty always brings rewards!)		
7 Go! See! Do! (pp. 98-111)	Weather (blizzard, cloudy, dry, foggy, stormy, thunder and lightning, wet) Travelling (double-decker bus, escalator, go sightseeing, luggage, passport, platform, ticket office, underground)	will must
8 Special Days (pp. 112-125)	Ordinals Festivals and celebrations (candyfloss, cheer, clap, costume, float, lantern, march, merry-go-round, performer, roller coaster) Jobs (artist, photographer, pilot, reporter, taxi driver, tour guide, waiter, waitress)	going to who/which/where
A World of Wonder 2 (Modules 5-8) (pp. 126-127) Mega Wonder Quiz (p. 128)		





Thinking Skills	Project	CLIL	Sounds and Words
Applying world knowledge Self-reflection Logical thinking Creative thinking Recalling information Organising and selecting ideas	Musical Instruments Around The World (Music)	Qualities of sounds (Music)	<ul style="list-style-type: none"> • o_e xylophone note • u_e flute lute • i_e mike synthesizer
Applying world knowledge Interpreting information Identifying information Organising and selecting ideas Self-reflection	Secrets of Survival! (Science)	Animal Camouflage (Science)	<ul style="list-style-type: none"> • Spelling patterns bee sea donkey puppy
Applying world knowledge Identifying information Creative thinking Organising and selecting ideas Logical/Mathematical thinking	Design a healthy daily menu (Science)	Measuring (Maths)	<ul style="list-style-type: none"> • Double letters pepper spaghetti bread roll bubbles
Applying world knowledge Self-reflection/Prioritising Recalling information Lateral thinking Organising and selecting ideas Interpreting information	Fun Inventions (Design and Technology)	Computing (ICT)	<ul style="list-style-type: none"> • Two-letter vowels headphones speakers screen toaster
Applying world knowledge Sequencing events Identifying visual information Organising and selecting ideas Creative thinking Interpreting information	A Great Person in History (History)	Punctuation: speech marks (English)	<ul style="list-style-type: none"> • Spelling patterns knife race purple night
Interpreting (visual) information Creative thinking Applying world knowledge Identifying information Lateral thinking Organising and selecting ideas	My Favourite Fiction Book Report (Literature)	Hat design (Design and Technology)	<ul style="list-style-type: none"> • 'Always plural' words goggles scissors tights glasses
Applying world knowledge Interpreting information Recalling information Lateral thinking Creative thinking Organising and selecting ideas	My Travel Brochure (Geography)	Climate Zones (Science)	<ul style="list-style-type: none"> • One-word compound nouns riverboat iceberg moonlight fireworks
Applying world knowledge Interpreting (visual) information Recalling information Self-reflection Organising and selecting ideas Logical/Mathematical thinking	My Favourite Festival (Geography)	Light and Shadows (Science)	<ul style="list-style-type: none"> • Spelling of ordinal numbers



: **Project/Poster presentation**



: **Cross-curricular links**



: **Internet research**



: **Formative evaluation**

Welcome!



1 Look, read and complete.



ALL ABOUT ME!

To Start With:

My name is Ricky Hills.
I am 1) **nine** years old.
My teacher is Miss Smith.
In my family there are four people.
I live in a flat at 44, Apple Street.



Things I like:

Food: Sausages and 2) _____
Free-time Activities: camping,
riding my 3) _____
Song: *Break Free*
Film: *Incredibles 2*
Book: 4) _____

Did you know?

I've got a pet
5) _____.

I can play the
6) _____.



2



Play the *All About Me Bingo* game!

3



Over to you: Make your own *All About Me!* project. Present it to the class.

4

4  Listen. Repeat.

100	500	1,000	5,000
a hundred	five hundred	a thousand	five thousand
100,000	1,000,000		
a hundred thousand	a million		

5 Say the numbers. Choose the biggest number in each line.




A	251	674	199
B	720	709	719
C	100	1,000	1,000,000
D	401	338	267

6   Fun Facts with Numbers! Listen and choose.

Did you know?

- 1 The longest bridge in the world is **165** / **65** kilometres long.
- 2 African grey parrots can speak up to **100** / **1,000** words.
- 3 India has got over **1,000,000** / **150,000** post offices.
- 4 The Eiffel Tower has got **165** / **1,665** steps.
- 5 A dairy cow gives about **9,400** / **940** litres of milk every year.
- 6 A T. rex weighed up to **9,000** / **15,000** kilos.



   Find four more fun facts with numbers. Present them to the class.

7  Listen. Repeat. What's your favourite subject?



Music



Geography



ICT



English



History

Maths



Science
























Art



PE

8  Talk with your friend.

School Timetable						
Monday						
Tuesday						
Wednesday						
Thursday						
Friday						

When have you got Art?

On Monday and Wednesday.

Give **me** the blue book, please! It's **mine**.

me	him	us
you	her	you
	it	them

mine	his	ours
yours	hers	yours
	—	theirs





9 Read and choose.


- 1 Take out your books and open **it** / **them** at page seven.
- 2 Our teacher always gives **us** / **him** homework at the end of the lesson.
- 3 My sister isn't good at Maths. I usually help **me** / **her** with her Maths homework.
- 4 These Science books are for **you** / **your**, Peter.
- 5 Sir, can you tell **them** / **us** what the answer is? We don't know.
- 6 Show **me** / **you** your English book, Mary.


10 Look and answer the questions.





1  Is this schoolbag Jenny's?
Yes, it's hers.

2  Are these glasses Ricky's?
**No, they aren't.
 They're Jerry's.**

3  Is this tablet Mike's?

4  Is this football Amy's?

5  Is this lunchbox Ricky's?

6  Are these books Amy's?

1 Music




Your **heartbeat** changes with the music you listen to!

1  **Look at the pictures. Answer the questions.**

- 1 What kind of music are they playing?
- 2 Is there a school band at your school?
- 3 What's your favourite kind of music? What's your favourite song?

2  **Choose. Say.**

Music makes me feel...







Music sometimes makes me feel ... and sometimes it makes me feel ...

3  **Read and underline the words with similar meaning.**



- | | |
|-------------------------------------------------|----------------------------------------------|
| 1 happy: <u>cheerful</u> - down - amused | 3 scared: nervous - frightened - glad |
| 2 sad: relaxed - unhappy - miserable | 4 bored: sleepy - tired - pleased |

4  **Mood Music!** Listen and complete. Then talk with your friend.

- 1  When I hear this music, I feel _____.
- 2  When I hear this music, I feel _____.
- 3  When I hear this music, I feel _____.
- 4  When I hear this music, I feel _____.



Language in Action

1   Listen. Repeat. Which of these instruments do you play with your fingers or a bow? hit or shake? blow into them to make sound?



2   Read and choose. Then listen and check.

Pick up your violin
And use your 1) **bow** / hand!
Now pick up your 2) **drum** / trumpet
And blow, blow, blow!

*Saxophone or cello,
Clarinet or flute or drum,
Blow it, shake it, hit it,
Join our band and have some fun!*

Pick up your tambourine
And 3) **shake** / **blow** it 'round!
Now pick up your 4) **guitar** / cymbals,
Make a loud sound!

•   Sing the *Join our band* song!

Listen! She's playing the trumpet **loudly**.

loud - loudly


happy - happily

beautiful - beautifully

good - well



3 Complete. Then find the names.



- 1 She is playing the cymbals very **loudly** (loud). **Vicky**
- 2 She is singing very _____ (bad).
- 3 He is playing the piano very _____ (good).
- 4 He is dancing very _____ (happy).
- 5 He is speaking _____ (angry).

4 Make questions. Then look at Ex. 3 again and answer them.

- 1 Alex/play the piano?
Is Alex playing the piano?
- 2 Vicky/play the cymbals?

- 3 Alice/dance?

- 4 Bill/play the piano?

5 Listen and complete. Then make your own verse and sing it to the class.

Let's all play the 1) **violin**,
Let's all play it now!
How are we playing?
2) _____, that's how!

Let's all play the 3) _____,
Let's all play them now!
How are we playing?
4) _____, that's how!

Let's play!

You're playing the guitar angrily.

The School Show

1 Listen and read. Who is staying at home?





2  **Think** Read again and write **True** or **False**.

- 1 Cody is staying at home because he's feeling well. False
- 2 Miss Taylor wants to choose people for the school show today. _____
- 3 Miss Taylor chooses people for the school show in the music room. _____
- 4 Carlos is a very good dancer. _____
- 5 Cody's playing the violin from home. _____

TALKING POINT


3   **Listen and read. Make a new dialogue with your friend.**

Ron: Who's next?
Mary: I am.
Ron: What can you do?
Mary: I can **dance** and I can **play the violin**.
 I practise every day.
Ron: OK. Let's see what you can do.
 ...
Ron: You **dance really well** and you **play the violin beautifully, Mary**. You're amazing!
 That's a 'yes' for the school show!



Language in Action

1  Listen. Repeat. Which country would you like to visit? Why?



2    Read and match. Then listen and check.



Country	
1	Australia
2	India
3	Italy
4	Japan
5	Portugal
6	Spain

Language
Italian
Japanese
Spanish
Hindi
English
Portuguese

Capital City
Madrid
Rome
Canberra
New Delhi
Tokyo
Lisbon



3   Name the countries!

- The USA and Australia** have got stars on their flags.
- In _____ they speak Spanish.
- _____ are in South America.
- In _____ they speak English.
- _____ are neighbours.
- In _____ they speak Portuguese.

4   **Over to you:** Answer the questions.

- Where do you come from?
- Where do you live?
- What language(s) do you speak?
- Where do your grandparents come from?
- Where does your best friend come from?

He **usually listens** to English songs, but he's **listening** to a Spanish song **at the moment**.



5 Look at the picture and complete the sentences.



Clare is in her bedroom. She **1) is reading** (read) a book. She **2) _____** (wear) jeans and a T-shirt. Can you see her dog, Luna? Luna **3) _____** (sleep)! Clare **4) _____** (play) the drum very well and she **5) _____** (like) reading books about other countries. She **6) _____** (want) to travel around the world one day!

6  Read and complete. Then take roles and act out.

Tom: Hi, Clare. What **1) are you doing** (you/do)?

Clare: I **2) _____** (read) a book about Japan.

Tom: Are you in the library?

Clare: No, I'm at home. I **3) _____** (usually/go) to the library on Fridays. What about you?

Tom: I **4) _____** (watch) TV.

Clare: **5) _____** (you/want) to come over for dinner? We **6) _____** (always/have) burgers on Wednesdays.

Tom: I'd love to, but my dad isn't here. He **7) _____** (work) late tonight.

Clare: OK. You can come another time. My mum **8) _____** (usually/cook) something good every day!

7



Let's play!

at the moment

usually

every summer

now

never

always

every day

these days

on Sundays

1 Listen to the first part of the recording and number the pictures.




2 Listen to the rest of the recording and match. Then say.

1 mandolin	a China
2 didgeridoo	b Spain and Portugal
3 bagpipes	c the USA
4 castanets	d Scotland
5 banjo	e Australia
6 erhu	f Italy

The mandolin is a traditional musical instrument from ...

3 Talk with your friend.

	banjo	castanets
where from?	the USA	Spain, Portugal
family?	string	percussion
made of?	wood and metal	wood
how play?	pick the strings with your fingers	hit them together



MUSICAL INSTRUMENTS AROUND THE WORLD

by Bo

This is the **erhu**, a string instrument from China. People sometimes call the erhu the Chinese violin. Violins have got four strings, but the erhu has got only two. The bow is made of bamboo and horse hair. You play the erhu on your lap, not on your shoulder like the violin. You can hear the erhu in Chinese orchestras, as well as in modern music!



4 Listen and read. Complete.

- 1 The erhu is a string **instrument**.
- 2 It's got two s_____.
- 3 The **b**_____ is made of bamboo and horse hair.
- 4 You can hear the erhu in Chinese
o_____.

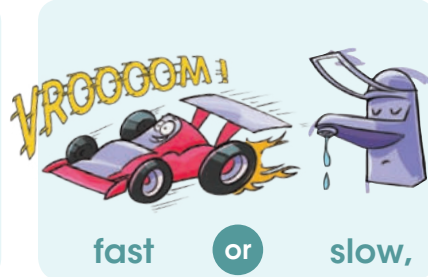
5 **Think** Tell the class.

- What's your favourite musical instrument?
- What family is it from?
- What is it made of?
- How do you play it?
- How does it make you feel?

6 **SHOW and Tell** Make your own *Musical Instruments Around The World* project or PowerPoint® presentation. Present it to the class.

1  **Different sounds!** Listen and read.

We hear a lot of sounds every day. Sounds can be ...



2  **Listen and match.**

A

1 This singer is making a **high** sound.

2 This singer is making a **low** sound.



B

1 This music is **fast**.

2 This music is **slow**.



C

1 This music is **loud**.

2 This music is **quiet**.



3  **Listen. Say the following chant in these ways: high, low, fast, slow, loud, quiet!**



**Sounds, sounds
Are all around!
Let's all make
Different sounds!**





4 **Think** Listen and choose.

A Music and Me!

1 When I listen to this music, I think of this:




2 This music makes me feel ...
A relaxed. B nervous. C miserable. D other


3 I can hear a ...
A saxophone. B piano. C drum.

4 This music is ...
A high and slow. B fast and loud. C low and quiet.

B Music and Me!



1 When I listen to this music, I think of this:



2 This music makes me feel ...
A dizzy. B tired. C cheerful. D other

3 I can hear ...
A a trumpet and cymbals. B a guitar and a piano. C a violin and a flute.

4 This music is ...
A slow and low. B low and quiet. C high and fast.

5 **ICT** **SHOW and Tell** Make your own *Music and Me!* poster. Play the music and present the poster to the class.

1 **Long vowels!** Listen. Look. Say.

o_e

xylophone note

u_e

flute lute

i_e

mike synthesizer

2 Read and find.

- I like playing the **lute** and other traditional instruments. **(4 letters)**
- The _____ is a woodwind instrument. **(5 letters)**
- James plays the _____ for the school band. **(8 letters)**
- My grandpa can play the _____. **(11 letters)**
- He can't sing loudly. He needs a _____. **(4 letters)**



3 Write the musical instruments. Listen. Say.


1 saxoph__n__

2 fl__t__


3 bagp__p__s


4 xyloph__n__

i Wonder 4
EXTRA
RESOURCES

1  **Think** Look, read and match.

- 1 **c** The capital city of this country is Tokyo.
- 2 People in this country play the bagpipes.
- 3 This country is in South America.
- 4 The didgeridoo is from this country.
- 5 The mandolin is from this country.



2  **Think** Think of two sentences for each picture, one in the **Present Continuous** and one in the **Present Simple**.



Now I can...



- say how music makes me feel
- put musical instruments into categories
- talk and write about musical instruments
- say how people are playing musical instruments
- say where people and musical instruments come from
- recognise the different qualities of sounds
- recognise words with the long 'o', 'u' and 'i' sounds

in English.



2 Animal Survival



WONDER BOX




Sea otters hold each other's **paws** when they sleep to stay together!



1  Look at the picture. Answer the questions.

- 1 What animals can you see?
- 2 Are they usually friends?
- 3 Which animal has got: fur? feathers? a shell?

2  Look at the food chain. Read and complete.



Plants use energy from the sun to make their own food. We call plants **producers**. Animals that eat the plants are **consumers**. Animals that eat other animals are **predators**. We call the animals that the predators eat **prey**.

- 1 The producer in the food chain is the **grass**.
- 2 The _____ is the consumer.
- 3 The _____ is a predator, but not prey.
- 4 The _____ is a predator and prey.

3  Let's play!



   Make a *Food Chain* poster. Present it to the class.

Language in Action

1



Listen. Repeat. Which of these animals live in your country?



•



Where do the rest of the animals live? Find and say.

2



Think

Read and write the animals. Then listen and check.

Orang-utans like swinging in the trees,

And 1) **seals** (5 letters) like swimming in the deep blue sea!

2) _____ (9 letters) like boxing, but not with gloves,

3) _____ (9 letters) like eating worms and bugs!

We love them all, we love them all,

We love animals, big and small!

Some can talk, some can even sing -

Animals can do some amazing things!

Geese are good at flying far, far away,

4) _____ (6 letters) like rolling in the mud all day!

5) _____ (7 letters) are good at running around,

And 6) _____ (9 letters) like eating upside down!

•



Sing the *We love animals* song!

Wonder Grammar

Kangaroos **like swimming**.
They are really **good at hopping**, too!
I **want to learn** more about kangaroos.
I **would like to have** a pet kangaroo!



3 Read and complete.

Some of my friends don't know what they want **1) to be (be)** when they grow up, but I do! I love animals, so I'd like **2) _____ (work)** with them! I really like **3) _____ (take)** care of animals, especially cats! I'm good at **4) _____ (make)** animals feel calm and relaxed. I don't like **5) _____ (see)** wild animals in cages. I want them **6) _____ (live)** free in the wild!




Think Choose.

When Tom grows up, he wants to be a ...

- a) zookeeper
- b) vet
- c) dog walker



4 Listen and match.



This animal ...

- 1 enjoys sleeping in the shade during the day.
- 2 is good at keeping strangers away.
- 3 **A** is really good at catching fish.
- 4 loves sleeping for up to 18 hours.
- 5 is extremely good at diving.



5 Game Let's play!


Am I good at catching fish?



Watching Seals!

1 Listen and read. What do monk seals like eating?





2 **Think** Read again and put a tick (✓) or a cross (✗).

Monk seals ...

- | | | | |
|-----------------------------|-------------------------------------|-------------------------------------------|--------------------------|
| 1 live in Hawaii. | <input checked="" type="checkbox"/> | 4 like swimming in cold water. | <input type="checkbox"/> |
| 2 can be pets. | <input type="checkbox"/> | 5 are good at catching shrimps and crabs. | <input type="checkbox"/> |
| 3 like sleeping in the sun. | <input type="checkbox"/> | 6 never eat plastic bags. | <input type="checkbox"/> |

TALKING POINT

3 **VALUES** Listen and read. Make a new dialogue with your friend.

Mary: That was a great wildlife programme about **monk seals!**

George: Yes, it was. **Monk seals** like **sleeping in the sun on the beach**. That's funny! And they **like spending a lot of time in the water**.

Mary: They're good at **catching fish**, too! They **like eating shrimps and crabs**.

George: I love learning about animals.




Mary: So do I!

George: Animals are amazing! We must look after them and keep them safe!



Language in Action

1  Listen. Repeat. Which of these helps an animal to: **catch food?** **fight?** **swim?** **protect itself?** **hide?**



A beak helps an animal to catch food.

2  Read and circle the odd one out. Then say.

①



- a beak
- two webbed feet
- feathers
- stripes

④



- a horn
- spines
- ears
- a nose

②




- four hooves
- a beak
- horns
- a tail

③




- paws
- claws
- wings
- spots

A goose has got a beak, ...
It hasn't got ...



WONDER Grammar

Why have geese got webbed feet?
To help them swim.



3 Make sentences.



1 **birds**/use their beaks/eat nuts and seeds
Birds use their beaks to eat nuts and seeds.



3 **tortoises**/go into their shells/hide from their predators




5 **hedgehogs**/ have got spines/ protect them from their predators



2 **kangaroos**/have got long tails/help them run quickly



4 **koalas**/have got sharp claws/help them climb trees



6 **rhinos**/use their horns/fight other animals

4 Match. Talk with your friend.



- 1 Camels – big hooves
- 2 Polar bears – sharp claws
- 3 Goats – horns
- 4 Frogs – webbed feet
- 5 Giraffes – spots
- 6 Parrots – a beak

- A fight other animals
- B help them swim
- C hide from their predators
- D help them walk on the sand
- E catch fish and seals
- F pick up food to eat

A: Why have camels got big hooves?
B: To help them walk on the sand.

1 Listen and choose.

Going to the Safari Park

- 1 Going to the safari park by: **coach** / train
- 2 Name of safari park: Animal **Wild** / World
- 3 Number of different kinds of animals: **ninety-five** / fifty-nine
- 4 Can give food to: **flamingos** / rhinos
- 5 Animal food in shop next to the: **orang-utans** / monkeys
- 6 You can buy: koala and kangaroo **toys** / photos

2 True or False? In pairs, decide and write. Check your answers online or with your teacher.

ANIMAL QUIZ

- 1 Baby flamingos are pink. _____
- 2 Koalas can sleep for 18 hours a day. _____
- 3 Orang-utans are good at swimming. _____
- 4 Rhinos like living in big groups. _____
- 5 Geese are herbivores. _____
- 6 Eagles can spot their prey three kilometres away. _____
- 7 Hedgehogs usually sleep at night. _____
- 8 Seals can sleep underwater. _____

A: I think baby flamingos are pink.

B: So do I./No, I don't think so.
I think it's false.

3 In three minutes, think of ...

- 1 two animals that live in Australia.
- 2 two animals that have got arms.
- 3 three animals that have got wings.
- 4 two animals with webbed feet.
- 5 four animals that have got claws.
- 6 two animals that live in the wild and near people.
- 7 four animals with paws.
- 8 two animals that like staying in water and on land.



Secrets of Survival!

by Paul

Orang-utans live in Sumatra and Borneo in Asia. They are omnivores and they usually like eating fruit and leaves. Sometimes they eat insects and small animals.

Orang-utans have got long arms to help them swing from tree to tree. They are very clever. They use their hands to make things. They use leaves as umbrellas to keep them dry. They also use leaves as cups to drink water!

Orang-utans are big, strong animals, so they haven't got many predators in the wild. Tigers and pythons are their main predators. Orang-utans are good at surviving in the forest. In fact, orang-utan means 'person of the forest'!

4  Listen and read. Then complete.



ORANG-UTANS

They live in 1) _____	They use their hands to 3) _____
_____	_____
They have got long arms to 2) _____	Their main predators are 4) _____
_____	_____

5  **Think** Think of an animal and tell the class.

- What is its name?
- Where does it live?
- Is it a carnivore, herbivore or omnivore?
- How does its body help it survive?
- What are its predators?

6  **SHOW and Tell** Make your own *Secrets of Survival!* project. Present it to the class.

- 1**   **Think** Colour, pattern or shape?
Listen and read. Then complete.

ANIMAL CAMOUFLAGE

Do you like playing hide-and-seek? When you wear green, you can hide in the grass and no one can see you! Some animals play hide-and-seek to help them survive! How do they hide? They use **colours, patterns or shapes** to help them hide from predators or to catch prey. We call this **camouflage**.

- 1** The snowy owl uses _____ to hide.

I am a snowy owl. I'm as white as snow. My prey can't see me, so I can catch it easily!



- 2** The walking stick uses _____ to hide.

I am an insect. My name is walking stick. I look like a stick. I use this camouflage to hide from my predators!



- 3** The jaguar uses _____ to hide.

I am a jaguar. I'm hungry and I'm hunting for prey! I use my spots to hide in the long grass and wait for my next meal!

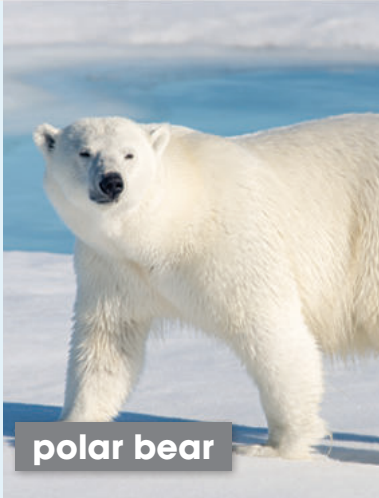


2 Look, read and choose to complete the sentences.

A

colour - ~~hide~~ - prey

The colour of some animals like dumpy frogs and polar bears matches the colour of the things around them. This way they can 1) **hide** from their 2) _____ or predators. These animals use their 3) _____ as camouflage.



polar bear



dumpy frog

B

pattern - stripes - see

Some animals, like tigers and giraffes, have got spots, 1) _____ and other patterns. It makes it difficult for other animals to 2) _____ them. These animals use 3) _____ as camouflage.



giraffe



tiger

C

predators - look like - shape



katydid



pygmy seahorse

Animals like katydids and pygmy seahorses 1) _____ another object. This makes it almost impossible for their 2) _____ to spot them. These animals use their 3) _____ as camouflage.

3 **ICT** **SHOW and Tell**

Find pictures of animals that use camouflage (colour, shape, pattern). In groups, make a poster. Present it to the class.

1 Spelling patterns! Listen. Look. Say.

ee bee	ea sea	ey donkey	y puppy
----------------------	----------------------	-------------------------	-----------------------

2 Complete. Say the words.

1 puppy	 pon__	 bab__	3 donkey	 turk__	 monk__
2 sea	 t__	 p__	4 see	 b__	 tr__

3 Why is the dog scratching? Choose. Say.

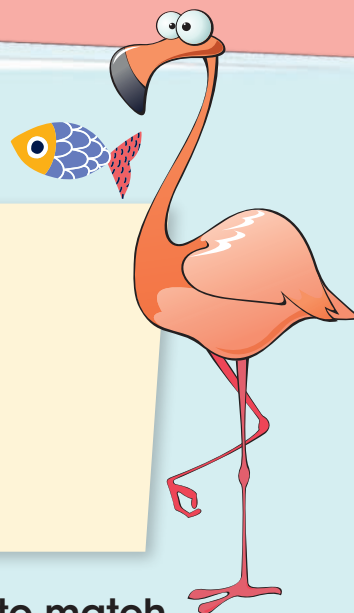


It's got ...

- a fleas!
- b peas!
- c seas!








i Wonder 4
EXTRA
RESOURCES




1  **Circle the odd one out.**

- 1 Seals - Koalas - Flamingos like eating fish.
- 2 Jaguars - Cheetahs - Rhinos have got spots.
- 3 Geese - Seals - Eagles are predators and prey.
- 4 Orang-utans - Rhinos - Horses have got hooves.
- 5 Eagles - Koalas - Geese have got claws.
- 6 Seals - Zebras - Tigers have got stripes.

2  **Complete the questions. Then draw lines to match.**

- | | |
|------------------------------------------------------------------------------------------------------------------------------|----------------------------|
| 1 Why have  flamingos got long legs? | a To swim fast. |
| 2 Why have geese got  _____? | b To hide from their prey. |
| 3 Why have  _____ got spots? | c To fight other animals. |
| 4 Why have rhinos got  _____? | d To catch their prey. |
| 5 Why have  _____ got claws? | e To stand in water. |

3  **Over to you: Complete the sentences to be true about yourself.**

- | | |
|-------------------------|---------------------------------|
| 1 I really enjoy _____. | 4 I'm especially good at _____. |
| 2 I love _____. | 5 When I grow up, I want _____. |
| 3 I don't like _____. | 6 I'd like _____ one day. |

Now I can...



- talk about food chains
- talk about animal characteristics
- describe animals
- talk about animal survival and animal camouflage
- recognise words with different spelling patterns

in English.



Wonder Tales 1



The Elephant's Friends

A story from India

1 Listen and read. Why is the elephant the perfect friend?


1 One day, an elephant goes into the jungle. He wants to make friends.



Hello, Monkey! You look like you're having fun! Do you want to be my friend?

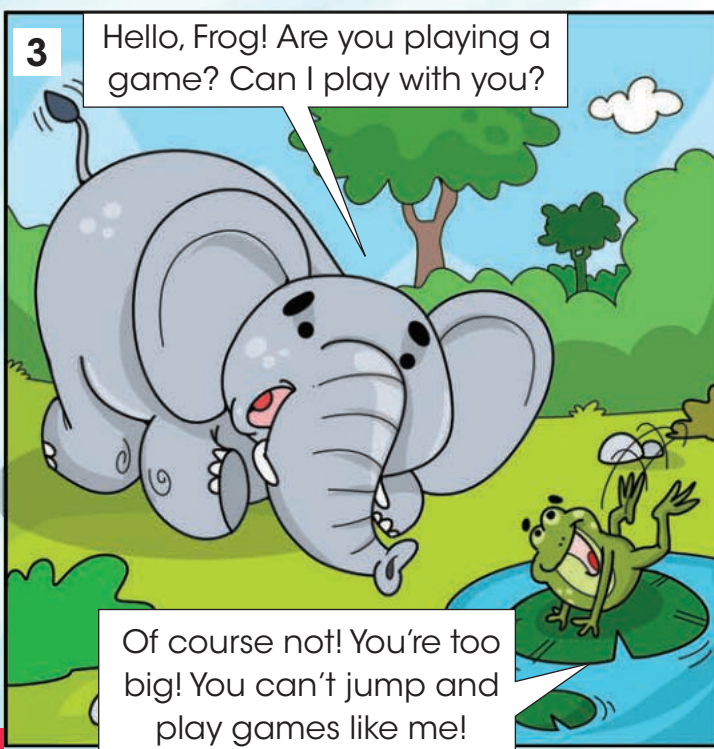
I'm sorry, no. You're too big! You can't swing from tree to tree like me!

2 Hello, Rabbit! You look very friendly. Can we be friends?



Oh, no! You're too big! I spend a lot of time in my burrow and it's too small for you!

3 Hello, Frog! Are you playing a game? Can I play with you?



Of course not! You're too big! You can't jump and play games like me!

4 Hello, Fox! Are you going for a walk? Can I come, too? Can I be your friend?



I'm going for a run! Sorry, but you can't come with me. You're too big!

The elephant is standing on his own. Suddenly, he sees all the animals running.

5

What's the matter? Why are you all running?



Help! There's a lion hunting us! He wants to eat us! Help!

6


Mr Lion! Please leave the animals in the forest alone! Why can't we all just be friends?



Go away! I want my dinner!

7

The elephant picks up the lion with his trunk and throws him in the air!



No, **you** go away! You don't want to be friends with the animals. You are not welcome here!

8

The elephant goes to see the animals.



It's alright. You're all safe now. Don't worry!

Oh, thank you for saving our lives! You are the perfect friend for all of us!

2



Who says these sentences? Read the story again and choose.

- 1 *You can't swing from tree to tree like me!*
- 2 *I spend a lot of time in my burrow.*
- 3 *I'm going for a run!*
- 4 *There's a lion hunting us!*
- 5 *I want my dinner!*
- 6 *You're all safe now.*

- | | | | |
|------------------------------------|--------|-------------------------|----------|
| <input checked="" type="radio"/> a | Monkey | <input type="radio"/> b | Elephant |
| <input type="radio"/> a | Lion | <input type="radio"/> b | Rabbit |
| <input type="radio"/> a | Deer | <input type="radio"/> b | Fox |
| <input type="radio"/> a | Deer | <input type="radio"/> b | Rabbit |
| <input type="radio"/> a | Lion | <input type="radio"/> b | Elephant |
| <input type="radio"/> a | Monkey | <input type="radio"/> b | Elephant |



Wonder values

Friends come in all shapes and sizes!