

Smiles

Jenny Dooley - Virginia Evans

Pupil's Book

2



Express Publishing

Smiles

Pupil's Book

Contents

Let's Start!	p. 2
Module 1 My Family	p. 6
Module 2 My House	p. 20
Module 3 My Birthday	p. 34
Module 4 My Animals	p. 48
Module 5 My Toys	p. 62
Module 6 My Holidays	p. 76
My Green Passport	p. 90
Round-up	p. 93
Songs & Chants	p. 94
Glossary	p. 95

Jenny Dooley – Virginia Evans




Express Publishing



Let's Start!

1  **Sing the *Hello* song!**

(See p. 94)



2  **Listen. Repeat.**
Talk with your friend.

I'm Ben. This is
my friend, Ruby.



Hello, Ben!
Hello, Ruby!



3 Say the letters in order.



A large maze with a blue border containing various letters. The letters are arranged in a grid-like pattern with some missing. The letters visible are: O, P, Q, W, F, D, L, K, P, K, J, I, H, G, L, M, I, C, N, K, B, O, L, P, W, S, T, U, Y, W, Z, A, B, C, D, E, F, G, L, I, T, Y, X, W, R, F, G, L, I, T, Y, X, W, U, Y, C, D, E, J, I, C, T, P, F.



4  Sing the *Alphabet* song!

[See p. 94]



Let's Start!



5  Sing the *Keep moving* song and do!

(See p. 94)





stand up



sit down



open your book



close your book



6 Read and number the pictures.




- 1 Stand up!
- 2 Open your books!
- 3 Sit down!
- 4 Close your books!


a



b



c




d



1 My Family



1 Complete. Then say.



1 grandpa

2

3

4

5

This is my family!

2  Sing the My family song!

(See p. 94)

6

This is my mummy/daddy/...





mummy



daddy



sister




grandma



grandpa



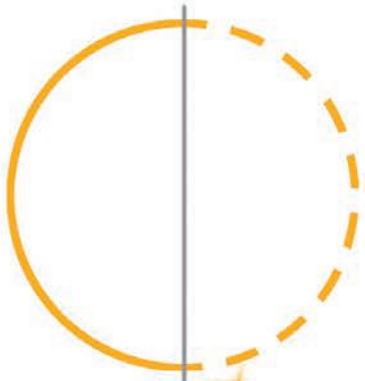
3 Listen and read.




4 Tick (✓). Hello, Mummy! Hello, Daddy! Hello, Nanny!



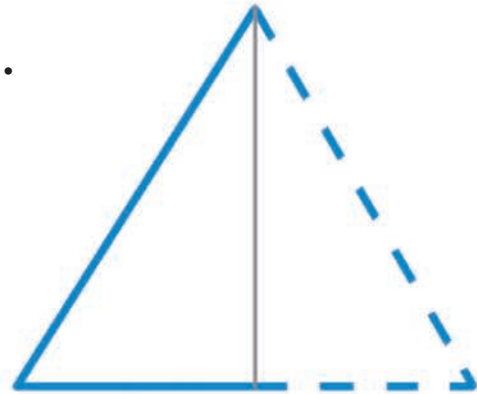
5 Trace the shapes. Then write and say.



1 It's a _____.



2 It's a _____.



3 It's a _____.

6  Sing the *Shapes song* and do! (See p. 94)

*This is a circle
In the air.
This is a circle
On the ground.
A circle, a circle!*



4 It's a _____.


It's a circle.



circle



square





triangle



rectangle



7 Listen and read.



8 Tick (✓). Stand in the   .



red

9 Listen and read.

Now, Charlie.
Sit here and
be good!





blue



green



yellow




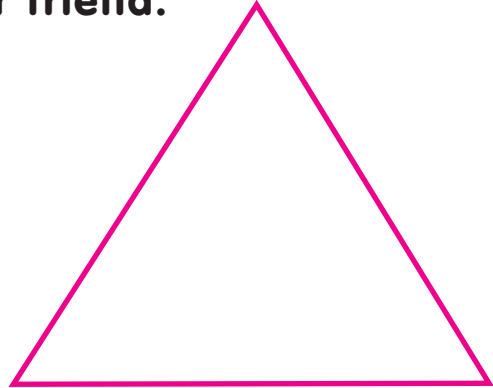
orange



pink



11  Listen and colour. Talk with your friend.




12  Let's sing!




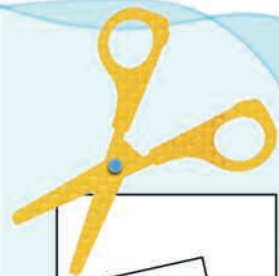
What colour is it? – It's ...



13 Use the code and colour the picture.



CRAFTWORK





14 Find and circle. Match.




abgrandmacdgrandpaefmummydghidaddyjkl

This is my Family!





1  Listen and read.



This is the London
Eye in England.
It's a circle.



This is a pyramid
in Egypt.
It's a triangle.



- Find a picture of a place in your country. What shape is it? Present it to the class.

2 Big or small? Look and write the numbers.

a **SMALL** family

a **BIG** family



The King and the Bee

A story from Russia



3 Listen and read.






rose



king



bee



clever



CHECKPOINT

1

1 Find the **Stickers** ! Then look, read and number.

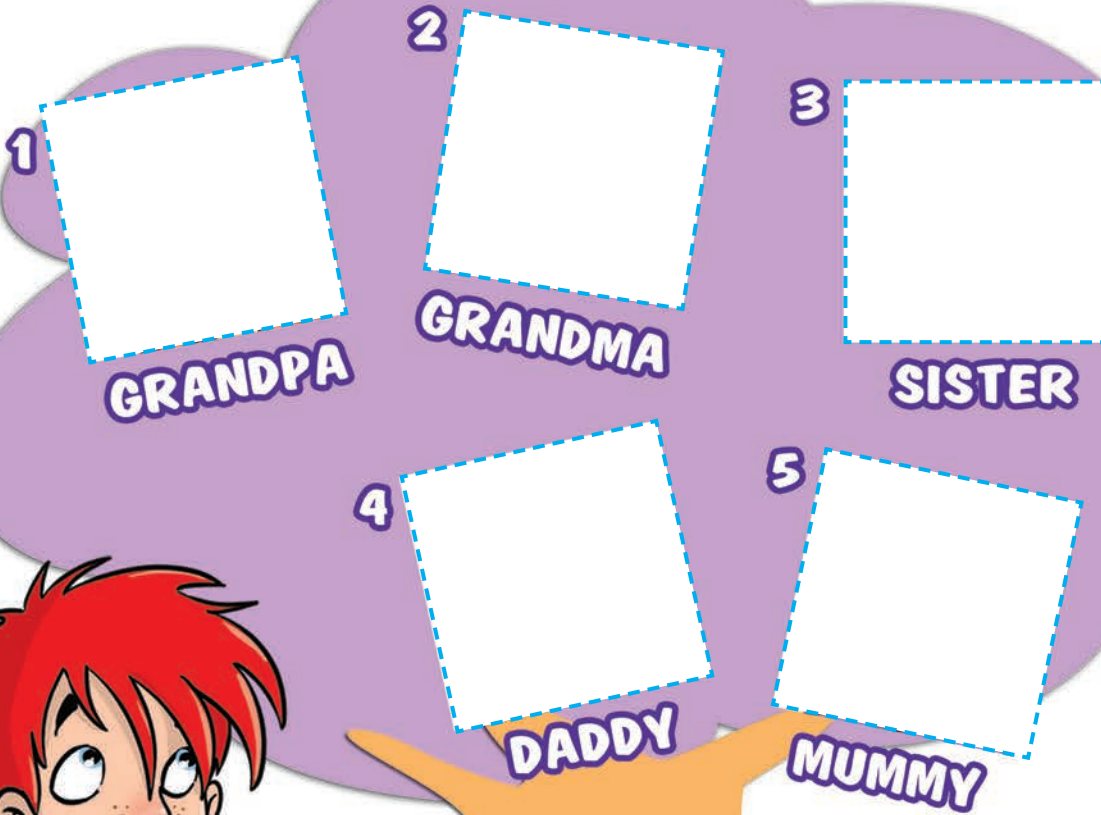
mummy

daddy

sister

grandma

grandpa



2 Write.

1 b l u e

2

3

4

5



6

3 Listen and draw.

1

2

My Smiles Report



2 My House



1 Look, read and number. Talk with your friend.

a radio

b bed

c chair

d table



2  Sing the *My Tree House* song!
(See p. 94)



tree house



chair



table






radio



bed




3 Listen and read.



4 Complete. 1 A red c _ _ _ r!

2 A yellow t _ _ b _ _ !

5 Look, read and write. Talk with your friend.



1 Mummy's in the _____ .

2 Grandma's in the _____ .

3 Grandpa's in the _____ .

6 **Sing the *Where's Charlie?* song!**

(See p. 94)

*Where's Charlie?
He's in the house!
The house! He's in the house!*



kitchen





bedroom



garden



7 Listen and read.



8 Tick (✓). Daddy's in the bedroom / garden .

9 Listen and read.





living room



bathroom



bath



11 Listen and draw lines. Talk with your friend.



12 Let's sing!



Where's Grandpa? – He's in the ...



13 Where's Charlie? Match. Say.



- garden
- bedroom
- living room
- kitchen
- bathroom



CRAFTWORK


1




2



3



4





14 Let's play!




My Room!

PROJECT TIME

This is my bed. It's blue.



1  Listen and read.



This is a cottage in the UK. Look at the garden. It's lovely!

This is an igloo in Canada. **Brrr!** It's cold there!




Look at this houseboat in Holland!

- Draw a house from your country. Present it to the class.

2  Listen and point. Then sing the *This is my house* song!

(See p. 94)




•  Listen and do.

The fire Owl

A story from Canada



3 Listen and read.





fire



owl

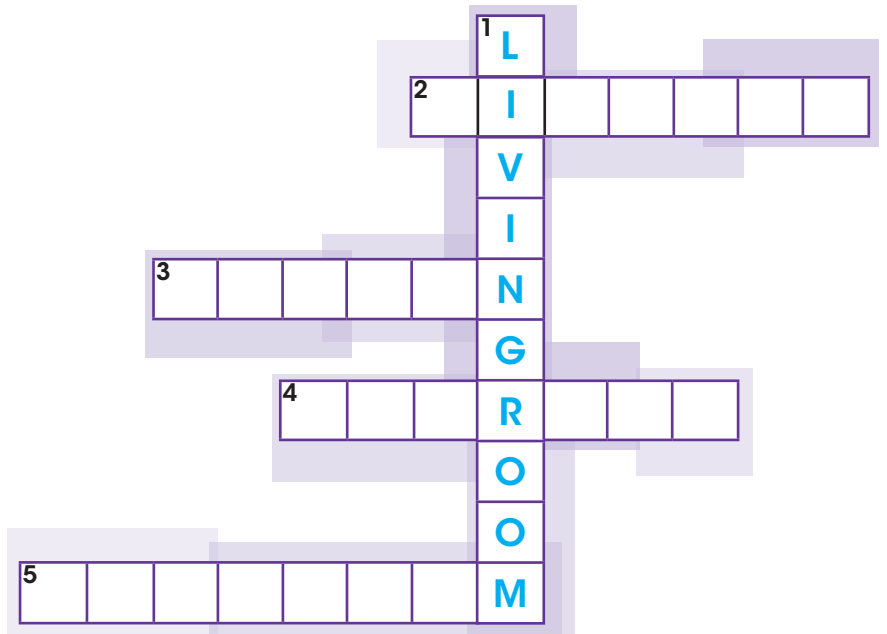


play

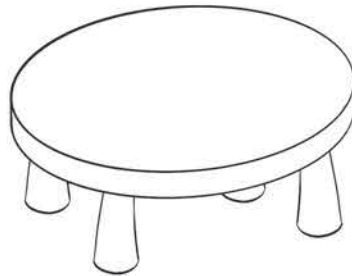
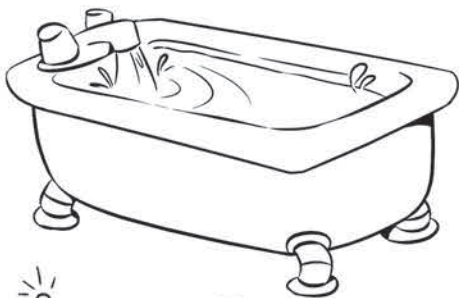


CHECKPOINT 2


1 Do the crossword puzzle.



2 Listen and colour.



3 Read and find the Stickers !



1 Mummy is in the kitchen.

2 Grandpa is in the garden.

3 Grandma is in the bedroom.

4 Daddy is in the living room.

My Smiles Report

