

MINDS

MEMORY GAME

STEPS

- 1. You have three minutes to match the orange cards with their pairs in black.**
- 2. Look out for the matching icons!**
- 3. You win if you match at least three pairs.**

How to prepare the cards



FOLD
the paper
in the middle





CUT
along the
dotted lines



STICK
one side
to the other





Express Publishing




You need some aluminium foil to make a boat. Work with your peers and think about how you can create your boat. Draw your building plan.

STEAM
activities

4MINDS A1 WORKBOOK & GRAMMAR BOOK | PAGE 8








**Create a poster about girls and education.
Find a good picture and an interesting fact to use.**



4MINDS - A1 | PAGE 120



VALUES

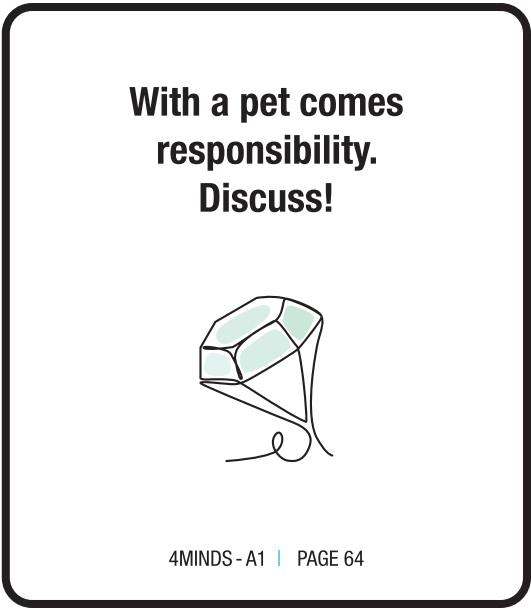




Draw a picture that represents OCD (Obsessive-compulsive Disorder) for you and tell the class about your picture.




4MINDS - A1 | PAGE 30








**Watch the video.
Tell your friends what the
do's and don'ts of a good
presentation are.**




4MINDS - A1 | PAGE 28




**STEAM
ACTIVITY**



STEAM
activities



**Tell the class what you've
learnt in this lesson.
Give examples!**



4MINDS - A1 | PAGE 83



FOLD



CUT