

Smiles

Jenny Dooley - Virginia Evans

Activity Book

2



Express Publishing

Smiles

Activity Book

Contents

Let's Start!	p. 2
Module 1	My Family	p. 4
Module 2	My House	p. 12
Module 3	My Birthday	p. 20
Module 4	My Animals	p. 28
Module 5	My Toys	p. 36
Module 6	My Holidays!	p. 44
Story Cutouts	p. 52

Jenny Dooley – Virginia Evans



Express Publishing




Let's Start!

Nanny Rose

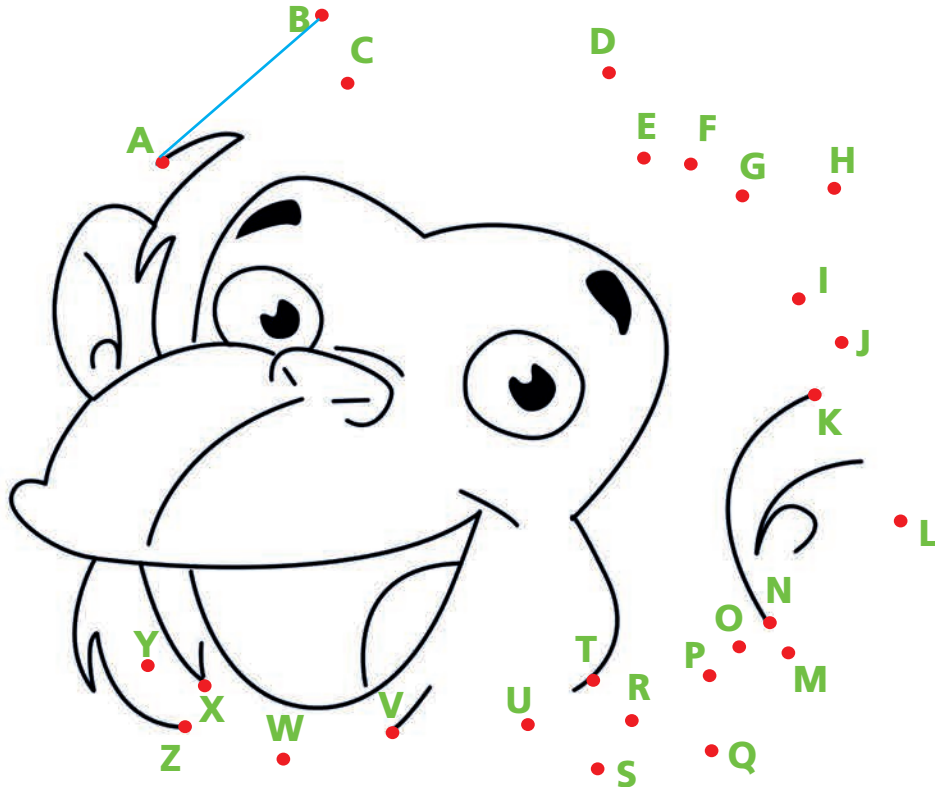
Liam

Lilly

1 Choose and write.



2 Join the letters. Then write.



This is _____ !

3 Complete. Then match.


1 S _ _ nd u _ !

2 C _ _ _ e y _ _ r b _ _ k!


3 S _ _ d _ _ n!

4 O _ _ n y _ _ r b _ _ k!


A **2**



B



C





D



1 My Family

1 Look, read and match.




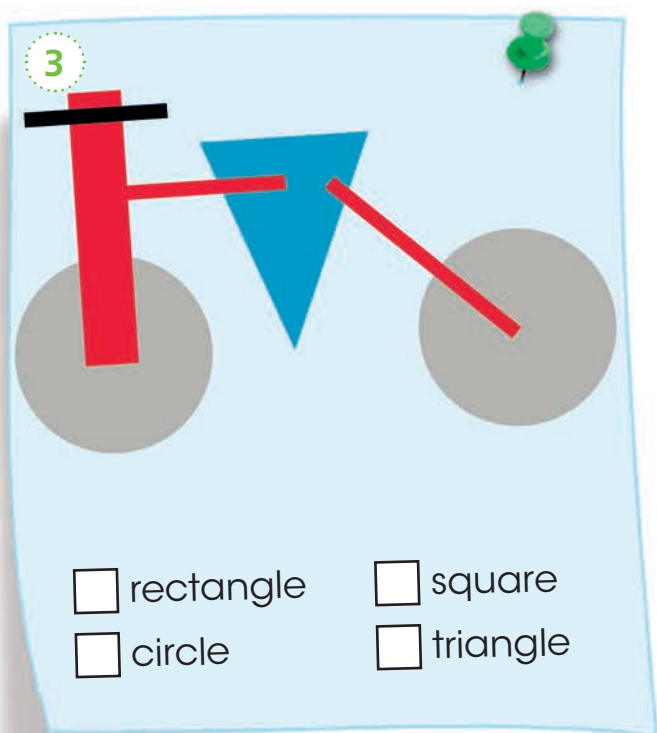
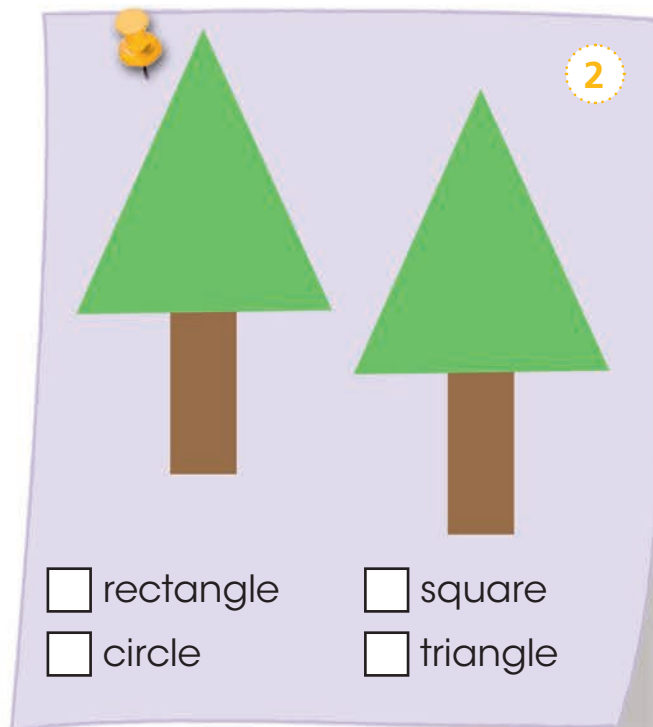

1 This is my mummy and daddy.

2 This is my grandma and grandpa.

3 This is my sister Lilly and me.


4 This is Charlie.

2 Look and tick (✓) the shapes you can see.



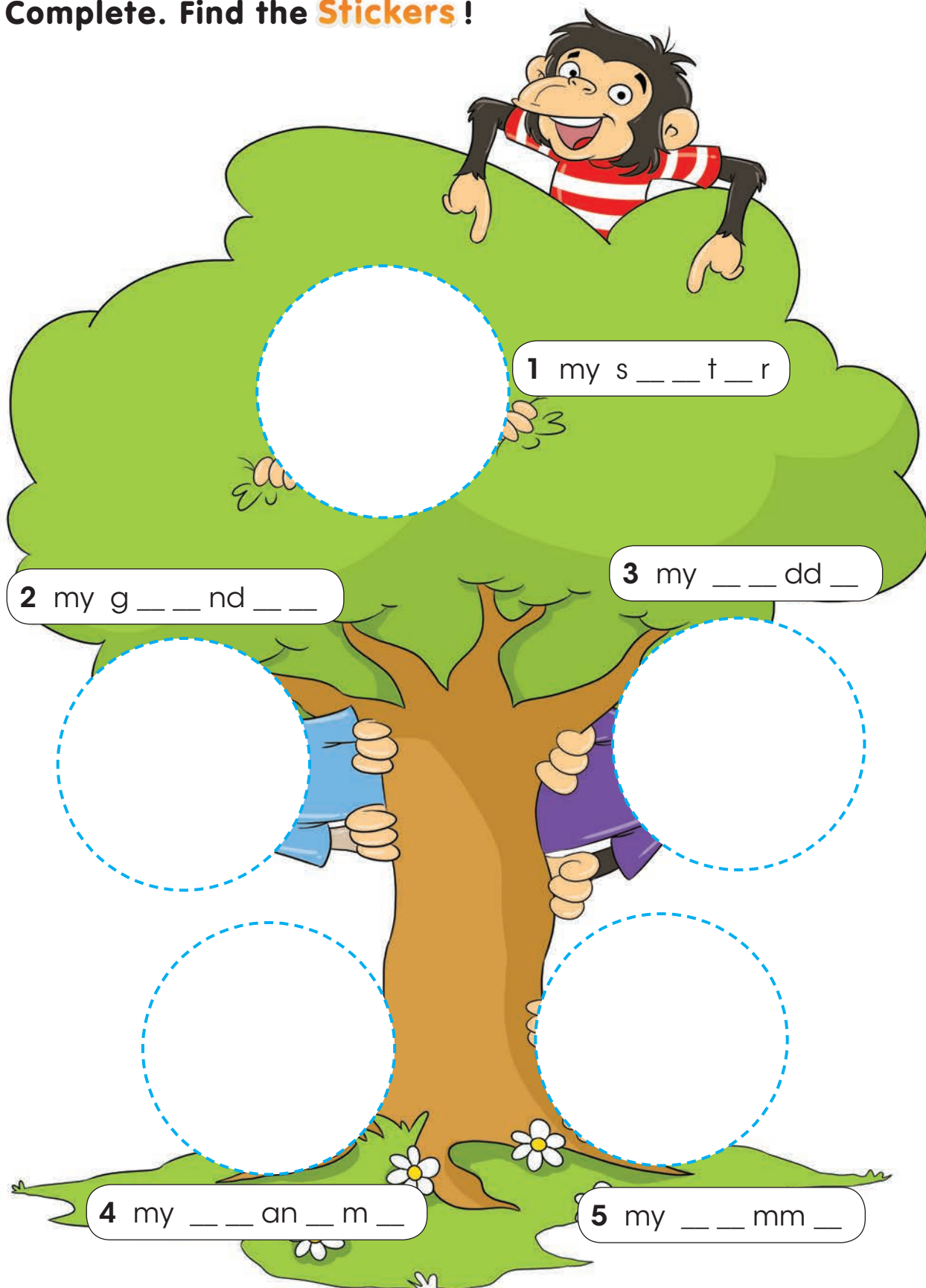


3 What colour are they? Write.



4 Draw and write.


My favourite colour is _____.

5 Complete. Find the Stickers !

Cover this page after page 13 of the Pupil's Book.



6 Colour. Then tick (✓).



1 Silly bee!

☐

2 A real rose ... yummy!

☐

My progress! 1

• Look and write.




daddy




mummy
~~daddy~~
sister
grandma
grandpa









square
rectangle
triangle
circle

red
blue
green
yellow
orange
pink













• Tick (✓). I can ...



name members
of the family.

☐


name shapes
and colours.

☐


sing the My
Family, Shapes
and Goodbye
songs.

☐

Board Game 1



Great!

Oh, no!

Oh, no!

START

**Oh,
no!**

= Go back to Start!

Great!

= Play again!

**Oh,
no!**

9



8



16



15



10



11

12

Great!

FINISH






22



23

2 My House

1 What colour are they? Find and colour. Then write.



1 a red chair

2 a _____

3 a _____

4 a _____

5 a _____

2 Read and tick (✓).**1** Is Lilly in the garden?

Yes, she is.

☒

No, she isn't.

☐**2** Is Liam in the kitchen?

Yes, he is.

☐

No, he isn't.

☐**3** Is Charlie in the tree house?

Yes, he is.

☐

No, he isn't.

☐**4** Is Nanny in the bedroom?

Yes, she is.


☐

No, she isn't.

☐




3 Read and draw. Then colour.

- 
- A pink radio in the bathroom.
 - A blue radio in the bedroom.
 - A green radio in the living room.
 - A yellow radio in the kitchen.
 - A red radio in the garden.



4 Where are Liam, Lilly and Charlie? Follow the lines and find the **Stickers** !



• **Now look again and write.**

1 Liam is in the _____ .

2 Lilly is in _____ .

3 Charlie _____ .



5 Use the code and colour the picture.





• Look and write.

tree house

~~tree house~~
kitchen
bedroom
living room
bathroom
garden

chair
table
radio
bath
bed



• Tick (✓). I can ...



name things
in a house.

☐


name
rooms.

☐


sing the
My Tree House,
Where's Charlie?
and Follow me
songs.

☐

Board Game 2

START



**Oh,
no!**

= Go back to Start!

Great!

= Play again!


**Oh,
no!**

6



7

11



12

9

Great!

8



FINISH

16



3 My Birthday

1 How old am I? Count and write. Then match.

1



I'm ten.

a



2



I'm _____.

b



3



I'm _____.

c



4



I'm _____.

d



2 Look, read and tick (✓).

1  

I like apples. ☒

I don't like apples. ☐

2  


I like burgers. ☐

I don't like burgers. ☐

3 

I like sandwiches. ☐

I don't like sandwiches. ☐

4  

I like chips. ☐

I don't like chips. ☐