

# think 4 skills

Welcome to a truly innovative program for English language learners!

*Think 4 Skills* is Think Education's new 3-level skills course designed especially for today's enquiring young adult learner profile. Each skill strand demands equal attention as the many sides of each unit's topic are uncovered. Every page boasts opportunities for vocabulary acquisition, topic exploration, low and high-order thinking skills, and meaningful discussion. When learners open a unit, they open a world.

Invite language learners to *Think 4 Skills* today:

**A focus on authentic content** – novel topics taken directly from the students' real world generate interest and create unexpectedly new perspectives.

**A rich multi-genre approach** – students encounter and explore a wide variety of text types to build both writing and reading skills.

**4 Skills ... every time** – each unit provides dedicated practice within unique topic contexts for meaningful skills development.

**Critical thinking and life connections** – real examples and true facts invite questioning so students connect their knowledge and experiences to their world.



**Project integration** – students consolidate knowledge and develop creativity, alongside communicative and collaborative skills by creating and presenting original projects.

**Video** – students contextualize and extend understanding of unit content.

**Digital – offline & online** – iTOOL for teachers, eBook for students.

**Extra components:**

- Teacher Guide (lesson guidance with answer keys)
- Unit quizzes
- Vocabulary worksheets
- Transcripts (video & audio)



# think 4 skills

Grace Haylee & John Barth





# think 4 skills





Grace Haylee & John Barth

**STUDENT'S BOOK**

**2**

# Contents

Unit 1 p.4-17		Learning Objective			Vocabulary	
<b>The World of Sunflowers</b> 		Understand that sunflowers have an important place in gastronomy, agriculture and art			fry, bake, boil, grill, sprinkle, knead, cover, pour, serve, shape, ingredients, petals, seeds, heads, poison, poisonous, nutrition, nutritious, first, second, third, next, then, finally, recipe, gratitude, imperfection, realistic, impressive, immortal, harvest, scarecrow, fertilizer	
	<b>Reading</b>	<b>Writing</b>	<b>Listening</b>	<b>Speaking</b>	<b>Project</b>	
<b>Genre</b>	Menu	Recipe	Phone conversation	Interview	Prepare a dish for a cooking competition	
<b>Skill</b>	Sequencing	Sequencing	Compare & Contrast	Compare & Contrast		
<b>Topic</b>	Café Menus	Fried Potatoes, Biofuels	Artworks of Monet, Gauguin and Van Gogh	Agriculture		
<b>Content Area</b>	Culinary	Culinary & Biofuels	Art & Culture	Agriculture & Biology		
Workbook P. 118 - 121						
Unit 2 p.18-31		Learning Objective			Vocabulary	
<b>Head-load</b> 		Understand that people wear different things on their heads for different purposes			brim, cocoon, corona, coronation, cotton, crown, feather, fibre, fur, helmet, lace leather, manufacture, meaning, silk, silkworm, spinning wheel, sweat, wheel, wig	
	<b>Reading</b>	<b>Writing</b>	<b>Listening</b>	<b>Speaking</b>	<b>Project</b>	
<b>Genre</b>	Information Article	Order Form	Interview	Fashion Show	Design and create an original head covering	
<b>Skill</b>	Reading for detail	Action and purpose	Listening for detail	Supporting opinion with data		
<b>Topic</b>	History of head coverings	Filling in forms, explaining purpose	Fashion, fabric, design and meaning	Funky Hat Fashion Show		
<b>Content Area</b>	History	Shopping	Textiles	Fashion, Entertainment		
Workbook P. 122 - 125						
Unit 3 p.32-45		Learning Objective			Vocabulary	
<b>The Shape of Snow</b> 		Understand that snow can take lots of different shapes in different conditions and people can use snow to express themselves			avalanche, blast, chatter, cylinder, frozen, ice skating, igloo, skiing, sledding, slip, snow donut, snow monster, snowboarding, soak, solution, stamp, temperature, tread, tremble	
	<b>Reading</b>	<b>Writing</b>	<b>Listening</b>	<b>Speaking</b>	<b>Project</b>	
<b>Genre</b>	Online Blog	Poem	Song	Film Review	Create an original expressive artwork about snow	
<b>Skill</b>	Making inferences	Rhyme, artistic expression	Music review	Film Review		
<b>Topic</b>	Natural and man-made shapes of snow, winter sports	Thunder, lightning, snowdrops and black snow	Vivaldi's <i>Winter</i>	Films featuring snow		
<b>Content Area</b>	Nature, Sports	Literature, Science	Music	Media		
Workbook P. 126 - 129						
Unit 4 p.46-59		Learning Objective			Vocabulary	
<b>A Change in Life</b> 		Understand that unexpected events can change people's personalities			beg, bookworm, cheer, cheerful, command, current, deserted, drag, explain, float, jealous, look down on, mean, nuisance, rejoice, reply, shy, sneaky, troublemaker, wave, wealthy, whisper, yacht	
	<b>Reading</b>	<b>Writing</b>	<b>Listening</b>	<b>Speaking</b>	<b>Project</b>	
<b>Genre</b>	Magazine Quiz	Story Introduction	Rhyming Story	Storytelling	Create and share an original short story	
<b>Skill</b>	Categorising	Character development	Setting, conflict	1st & 3rd Person point of view		
<b>Topic</b>	Personalities	Story: <i>Amy's Journey in Life</i>	Story: <i>Ajay Sails Away</i>	Story: <i>The Whale King</i>		
<b>Content Area</b>	Social Life, Psychology	Literature	Literature	Literature		
Workbook P. 130 - 133						

Unit 5 p.60-73		Learning Objective			Vocabulary	
<b>Invisibility</b> 		Understand that invisibility is possible in many ways, but it has both advantages and disadvantages			abracadabra, black hole, camouflage, disappear, disapprove, gravity, green screen, ignore, invisible, magic trick, observer, oxidise, perform, reflect, superheroine, transparent, visible	
	<b>Reading</b>	<b>Writing</b>	<b>Listening</b>	<b>Speaking</b>	<b>Project</b>	
<b>Genre</b>	Website	Secret Message	Podcast	Debate	Perform and record a disappearing magic trick	
<b>Skill</b>	Identifying main idea and supporting details	Organising details	Advantages and disadvantages	Advantages and disadvantages		
<b>Topic</b>	Ways of being invisible	Invisible ink	Social invisibility	Advantages and disadvantages of invisibility		
<b>Content Area</b>	Physics, Biology, Technology	Chemistry	Psychology	Anonymity, Quarantine		
Workbook P. 134 - 137						
Unit 6 p.74-87		Learning Objective			Vocabulary	
<b>The Colour of Water</b> 		Understand that the colour of water can change because of factors such as reflection, water pollution, minerals or algae			accommodation, address, algae, conclusion, destination, discover, farewell, greeting, hypothesis, message, method, paradise, postal code, postmark, purpose, result, salty, samples, scenery, stamp, transportation	
	<b>Reading</b>	<b>Writing</b>	<b>Listening</b>	<b>Speaking</b>	<b>Project</b>	
<b>Genre</b>	Brochure	Postcard	Lab report	Research Report	Carry out a research project and report results	
<b>Skill</b>	Summarising	Summarising	Synthesising	Synthesising		
<b>Topic</b>	Water phenomena	Bioluminescence	Pollution	Environmental research, pollution		
<b>Content Area</b>	Biology, Physics	Biology	Environment	Marine Biology, Environment		
Workbook P. 138 - 141						
Unit 7 p.88-101		Learning Objective			Vocabulary	
<b>Checkmate</b> 		Understand that chess is a symbolic game and every strategic decision has a consequence			advise, bait, bishop, capture, chess blunder, chess mistake, diagonal, horizontal, illiteracy, king, knight, opponent, pawn, peasant, queen, respect, rook, sacrifice, surrender, turn, vertical	
	<b>Reading</b>	<b>Writing</b>	<b>Listening</b>	<b>Speaking</b>	<b>Project</b>	
<b>Genre</b>	Magazine Article	Notes	Radio Broadcast	Commentary	Play and record a match with original symbolic chess pieces	
<b>Skill</b>	Symbolism	Using symbols	Prediction	Cause and effect		
<b>Topic</b>	History, features and symbolism of chess pieces	Chess notation	Chess tournaments	Chess: Match Commentary		
<b>Content Area</b>	History	Maths	Strategy, Critical Thinking	Strategy, Critical Thinking		
Workbook P. 142 - 145						
Unit 8 p.102-115		Learning Objective			Vocabulary	
<b>Falling from the Sky</b> 		Understand that many different things fall from the sky, some that threaten our lives on Earth and some that are the source of it			air resistance, binoculars, bounce, bruise, collection, condensation, debris, droplet, dust, entangle, evaporation, fall on, fall through, force, injured, precipitation, scope, telescope	
	<b>Reading</b>	<b>Writing</b>	<b>Listening</b>	<b>Speaking</b>	<b>Project</b>	
<b>Genre</b>	News	Emergency Guide	Lecture: Online	Lecture: Class	Skygaze and record the observations	
<b>Skill</b>	Paraphrasing	Paraphrasing	Understanding scientific information: details	Giving examples		
<b>Topic</b>	Elizabeth Ann Hodges: The woman hit by a meteorite	Emergency protocols	The water cycle	Air resistance		
<b>Content Area</b>	Astronomy	Safety	Physics	Physics		
Workbook P. 146 - 149						
Glossary P. 150 - 153						



# UNIT 1

# The World of Sunflowers



## Head Start

How is the sunflower a part of your daily diet?

How do sunflowers inspire engineers who design solar panels?

How can the sunflower's characteristics and natural beauty inspire artists?

## In this unit you will...

- **LEARN** that sunflowers have an important place in gastronomy, agriculture and art.
- **READ** the menu from The Sunflower Cafe to practise sequencing and ordering.
- **WRITE** a recipe for fried potatoes using sequence and order.

## Think about it!

Sunflowers turn their heads towards the sun all day. It keeps them warm and warm plants attract bees more than other plants. When



bees come, they collect nectar and they make honey with it. As they fly from one sunflower to another, they carry the sunflower's pollen to help other sunflowers grow. This inspired engineers and they made solar panels. Their solar panels turn towards the sun like sunflowers and they close at night.

- **LISTEN** to a phone conversation to compare and contrast works of art showcasing sunflowers.
- **SPEAK** in an interview about agriculture.
- **COOK** a recipe using sunflower products and participate in a cooking competition.





Before you read

What can you cook with sunflowers?

# The Sunflower Cafe

fry



bake



boil



grill



## MENU

**Starters:** Small dishes you can start your meal with...

**Fried Potatoes \$7**

We fry organic potatoes in our golden-coloured sunflower oil. We sprinkle salt and pepper on the fried potatoes then serve them with our homemade tomato sauce. Yummy!



We sprinkle salt on the fried potatoes and serve them with tomato sauce.

**Bread with Sunflower Seeds \$3**

We mix flour, yeast, salt, water and sunflower seeds and we knead the dough. Next, we cover it and wait for two hours. Later, we put it in the fridge and wait for three days. After three days, we shape the dough into loaves and bake them in our ovens. Finally, we take them out when they turn golden brown. Bon appetit!



We mix the ingredients then we knead the dough.

**Drinks:** Drink and satisfy your thirst...

**Sunflower Tea \$4**

We boil sunflower petals in water and serve it hot. You'll love the unique flavour!



These are the sunflower petals

Sunflower heads are full of small seeds.

These are the leaves of the sunflower.

**Main Courses:** Dishes to stop your hunger...

**Sunflower Chicken \$10**

We grill chicken breast and serve it on a round plate. Then we cover the chicken with cheese to resemble the head of a sunflower. Next, we place olives on top to represent sunflower seeds. Finally, we arrange chips around the plate's edge to look like petals. Enjoy!



The cheese looks like a sunflower head. The olives look like sunflower seeds and chips look like sunflower petals.

**Sunflower Salad \$5**

We mix lettuce leaves with sprouts, seeds and nuts. Then we add a touch of lemon juice, sunflower oil and vinegar. We serve this tasty combination with a handful of sunflower plant leaves. There are debates about sunflower leaves. Some say they can be poisonous, others say they are healthy. We believe they are nutritious but you should do your research before you order.



There are debates about sunflower leaves. Some say they are poisonous, some say they are nutritious.

**Desserts:** Sweet and sugary foods you can enjoy...

**Sunflower Cupcake \$6**

First, we mix flour, baking powder, sugar and eggs with a mixer. Next, we pour the mixture into small paper cups and bake them. Finally, we take the cupcakes out of the oven and decorate them with yellow icing and chocolate chips.



We decorate our cupcakes like sunflowers.

**Pop Up!**

1. Which items on the menu haven't got any ingredients made from sunflowers?  
\_\_\_\_\_
2. Which menu item do you think is the most nutritious? Why?  
\_\_\_\_\_
3. Time for lunch! What would you order from the menu? Decide and explain why.  
\_\_\_\_\_









**TIPS & STRATEGIES**

We use **first, second, third, next, then** and **finally** to explain a sequence of steps or the order of events. Read the paragraph about the making of biofuels. Find these words and underline them. See how they show the sequence in the paragraph.



**From Waste Cooking Oil to Biofuel**

Waste cooking oil is harmful for animals and environment. However, people can recycle it and make biofuels. **First**, they determine how much potassium hydroxide they need for the process. **Second**, they carefully pour potassium hydroxide into methanol. **Third**, they mix the solution with oil and heat the solution for 15 minutes. They continuously stir it. **Next**, they wait until the mixture cools down. When this happens, biofuel and glycerine separates. Biofuel goes on top of glycerine. They remove the glycerine and they get the biofuel. **Then**, they wash the biofuel with hot water to remove methanol and potassium hydroxide. They also filter the biofuel with a cotton cloth to remove food particles. **Finally**, they boil the biofuel to remove the water. The biofuel is ready! Don't forget that doing experiments with chemicals can be dangerous. It requires an experienced professional's help and guidance. So, don't try making biofuel from waste cooking oil at home. Pour the waste cooking oil into the oil recycling bin and relax!

**5 How much waste cooking oil do you produce at home in a week? How much of it do you recycle? Let's record the data and find out!**

	Monday	Tuesday	Wednesday	Thursday	Friday	Saturday	Sunday
Waste cooking oil amount							
Amount recycled							



I completed the table and now I understand that...

- a. we always recycle our waste cooking oils in our family.
- b. we don't recycle our waste cooking oil enough in our family.
- c. we want to recycle our waste cooking oil but there isn't a recycling bin for waste cooking oil close to our house.

**Pop Up!**

Circle True or False.

1. Everyone can make biofuel from the waste cooking oil at home.  
T F
2. People should pour the waste cooking oil into the oil recycling bins.  
T F
3. The first step of recycling waste cooking oil is boiling.  
T F
4. There can be some food particles in the waste cooking oil. They remove them by filtering.  
T F

**What is a recipe?**

A recipe is a set of instructions someone follows in the correct order to prepare a dish.



**6 Make the best sandwich in the world! What ingredients are you putting in your sandwich? Write and draw them in the boxes. Next, write the steps of preparing the sandwich below.**

bread with sunflower seeds

- Step 1: \_\_\_\_\_
- Step 2: \_\_\_\_\_
- Step 3: \_\_\_\_\_
- Step 4: \_\_\_\_\_
- Step 5: \_\_\_\_\_







**What is compare and contrast?**

When you compare things, you find similarities.  
When you contrast things, you find differences.

**Before you listen:**

Which do you think is more beautiful - a photo or a painting of sunflowers? Why?

**Good to know:**

*"Turn your face to the sun, and shadows follow behind you"*  
- Maori Proverb

Vincent van Gogh was a painter in the Impressionist style. Back then, his work was new and different, but most people didn't understand or like his paintings. Today, however, he is one of the most famous painters in the world and inspires other artists with his vision and original technique. Van Gogh followed his dreams and chose a different path. Like a sunflower, he looked forward and did not let people's harsh words stop him.

gratitude	imperfection	realistic	impressive	immortal
thanks and appreciation	a flaw or problem, something that is not perfect	accurate and lifelike	great and special, magnificent or spectacular	undying, timeless and eternal

**7 Listen to the conversation between Craig and Vincent van Gogh. As you listen match the painter with the correct painting. Draw a line. Then, write and explain why they painted these pictures.**



Vincent van Gogh



Paul Gauguin

**8 Listen and fill in the blanks.**

To van Gogh, sunflowers mean 1. \_\_\_\_\_ and 2. \_\_\_\_\_. He loves their 3. \_\_\_\_\_ and 4. \_\_\_\_\_. Van Gogh doesn't draw sunflowers. He draws his 5. \_\_\_\_\_ and 6. \_\_\_\_\_ about sunflowers.

**9 Listen and complete the Venn diagram comparing photography and painting.**

Photography

Both

Painting

**Think about it!**

This painting by the French painter, Claude Monet, is called 'Bouquet of Sunflowers.'



**Pop Up!**

What are some similarities and differences between Monet's painting of sunflowers and van Gogh's painting on p.12?

Whose painting do you like more? Why?

**10 Answer the questions.**

- When was Vincent van Gogh born?  
\_\_\_\_\_
- Why doesn't van Gogh try to paint realistic pictures?  
\_\_\_\_\_
- Van Gogh said that painting makes him immortal. What does he mean? Do you agree?  
\_\_\_\_\_
- If you were Craig, what questions would you ask van Gogh?  
a. \_\_\_\_\_  
b. \_\_\_\_\_

**Make a list.**

Who are some other painters you know? Make a list.



**ASK QUESTIONS:**

Ask your partner questions about the picture below.

- Is the picture below a painting or a photo?
- Art often expresses beauty. What do you find beautiful in this picture?







# AN INTERVIEW WITH A FARMER

harvest



How do you plant sunflowers?

When should I plant sunflowers?

Do sunflowers need fertilizer?

First, find a sunny place because they like sun so much. Second, dig holes in the soil. Then, put the sunflower seeds in and cover with soil. Finally, water them and watch them grow.

You can grow sunflowers in all seasons but I usually put the seeds in the soil in October. October is better than the other months.

Their soil should be rich with organic matter. Soil with fertilizer is always better than soil without.

scarecrow



fertilizer



How can I protect sunflowers as they grow?

How do you know when its harvest time?

I think birds are the biggest problem. We always put scarecrows in the fields to keep them away.

The back of the sunflower's head turns yellowish-brown. It means they are ready for harvesting.

**Pronunciation check:**

*Then* and *than* are different words. *Then* is an adverb and it means 'at that time', 'next' or 'immediately after something'  
 e.g. *Then, put the sunflower seeds in and cover with soil.*  
*Than* is a conjunction and we usually use it to compare and contrast two things.  
 e.g. *Sunflower seeds are smaller than sunflower petals.*  
 The pronunciation of the two words are similar but there is a slight difference.



Cotton farmers choose sunny places to plant. If there isn't enough sunlight, the plants can't grow well. Also, cotton needs fertilizers. The best time to plant cotton is May. They harvest cotton when the plant opens and the soft white cotton comes out. Cotton farmers' biggest problem is a tiny insect called the 'boll weevil' because it destroys the cotton plants.

**11 Compare and contrast sunflower farming and cotton farming. Complete the table below. With your partner, talk about the similarities and differences.**

**ASK QUESTIONS:**

Why do you think farmers plant cotton? What do we use it for? What cotton products do you use in your daily life?

	Sunflower	Cotton
Location for planting		
Things to add to the soil		
When it is best to plant		
How to know it is time to harvest		
Problems farmers must solve		

**12 Time to do some research! Prepare 4 different questions to ask a cotton or sunflower farmer in an interview. What will their answers be? Write your questions and answers below. With a partner, act out the interview.**

1. Q: \_\_\_\_\_  
 A: \_\_\_\_\_

3. Q: \_\_\_\_\_  
 A: \_\_\_\_\_

2. Q: \_\_\_\_\_  
 A: \_\_\_\_\_

4. Q: \_\_\_\_\_  
 A: \_\_\_\_\_





## Project - Cooking Competition



It's time to cook and compete! Here are some original recipes using sunflower products by chefs competing in a cooking competition. First, take a look and learn how they prepared and presented their dishes. Next, answer the questions on the next page. Finally, you will prepare your own original dish using sunflower products. What will it be? How will it taste?



Hi! I'm Laura and the name of my special dish is Sunflower Seed Cookies. I used half a cup of sugar, half a cup of butter, 1 egg, 1 teaspoon of vanilla, 1 cup of flour, 1 teaspoon of baking soda and half a cup of sunflower seeds. First, I mixed the ingredients in a bowl. Second, I kneaded the dough. Then, I shaped the cookies. Later, I baked them in the oven for 20 minutes. Finally, I served them on a plate with a glass of milk. Bon appetit!

Hi! I'm Paul and here is my special dish: donuts! I used half a cup of milk, 2 teaspoons of yeast, 8 tablespoons of butter, 4 cups of flour, 1 teaspoon of salt, half a cup of sugar, 2 cups of sunflower oil and 1 cup of chocolate sauce. First I heated the milk in a small pot on the stove and added yeast to it. Next, I poured this mixture into a large bowl and added the other ingredients. Then, I used a mixer to combine them together. Later, I shaped the donuts. Next, I covered the donuts and waited for 45 minutes. Finally, I fried the donuts in sunflower oil and served them with chocolate sauce. Yummy!



Hi! My name is Lily and my dish is called Sun Soup. You need  $\frac{1}{4}$  cup of sunflower seeds, 3 cobs of corn, 1 onion, 1 teaspoon of salt, 2 potatoes, 1 tablespoon of sunflower oil and 3 cups of water to cook this soup. It's easy to make. First, cut the onion, corn and potatoes into small pieces. Put all of the ingredients into a large pot of boiling water. Cook the soup for 30 minutes, but don't forget to stir it often. Next, use a blender to mix the ingredients well. Finally, serve the soup in a bowl and decorate it with sunflower seeds and green herbs. It is very nutritious.



### Look back - their dishes:

1. Which dish do you prefer? Why?
2. How many ingredients are in this dish? What are they?
3. How many steps are in the recipe?
4. What cooking method do they use to make the dish?

### Look forward - your dish:

1. What will you make for the cooking competition? It can be sweet, nutritious, served hot, or anything you wish.
2. What ingredients do you need?
3. What method will you use? Will you bake, fry, grill or boil your dish?
4. What are the instructions?
5. Go to Workbook p.121 to complete your project planning.

## 13 Wrap it up.

Sunflowers have an important place in \_\_\_\_\_, \_\_\_\_\_ and \_\_\_\_\_.

1. Look back in the unit. Which of the following can you NOT use to complete the sentence above?

- a. gastronomy      b. art      c. communication technologies      d. agriculture

2. Which of the following is NOT correct about sunflowers?

- a. People can make cooking oil with them.  
 b. Their petals are good to make tea.  
 c. Painters like painting their pictures.  
 d. People can't eat their seeds.

3. Which of the following sunflower facts is TRUE about animals and the environment?

- a. They leave poisonous metals and cause radiation in the soil.  
 b. They don't inspire engineers who design solar panels.  
 c. Waste cooking oil can be recycled for other purposes like biofuels.  
 d. The seeds of the sunflower plant poison birds.

How many seeds are in a sunflower?

Are there different types of sunflowers or are they all the same?



### Your turn to ask!

What are two things you still wonder about sunflowers?

### Mark your own skills from 1 to 5.

#### I can:

read a menu to sequence and order.

write my own recipe.

listen to a phone conversation to compare and compare and contrast ideas.

make an interview about agriculture and compare and contrast the information I get.





# think 4 skills

Grace Haylee & John Barth

**WORKBOOK**

**2**



## The World of Sunflowers



**1** Read and complete the summary of the The Sunflower Cafe’s menu on p.6–7. Use the words in the box below.

**boil grill poisonous nutritious ingredient bake fry knead decorate**

Sunflowers are very **1)** \_\_\_\_\_ and people can cook many different dishes with them. First, they can **2)** \_\_\_\_\_ potatoes in sunflower oil. Second, they can **3)** \_\_\_\_\_ the petals in water to make tea. Also, they can add sunflower seeds to bread dough before they **4)** \_\_\_\_\_ it and shape it into loaves. Sunflower leaves are a yummy **5)** \_\_\_\_\_, too. They are delicious in salads but some people think they are **6)** \_\_\_\_\_. Finally, sunflowers look beautiful and some chefs **7)** \_\_\_\_\_ their dishes to look like them. For example, they can **8)** \_\_\_\_\_ chicken breast and serve it with cheese and olives - the dish looks like a sunflower! They can also **9)** \_\_\_\_\_ cupcakes and draw sunflowers on them with icing.

Put the steps for baking bread in the correct order.	Put the steps for planting sunflowers in the correct order.
A. Bake the bread.	A. Place the seeds in soil.
B. Knead the dough.	B. Wait and watch the sunflower grow.
C. Shape the dough.	C. Water the seed in the soil.
D. Cover the dough and wait.	D. Find a place in the garden with lots of sunshine.
E. Mix the flour, yeast, salt, water and sunflower seeds.	E. Take seeds from the head of a sunflower.



**2** Write the steps for the recipe you planned on p.11 in a paragraph. Write them in the correct sequence. Use linking words such as *first*, *second*, *third*, *next*, *later* and *finally*. Don't forget to include the ingredients.

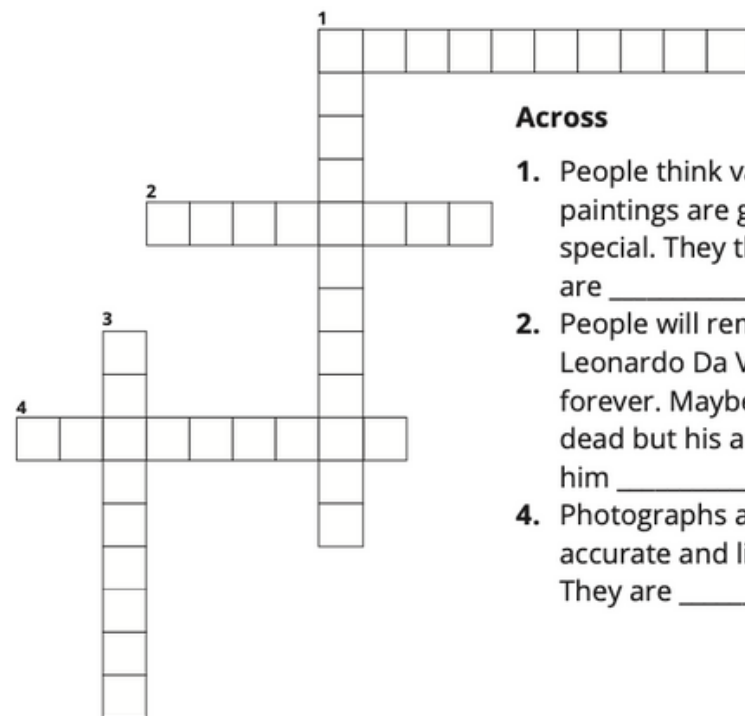
Preparing a sandwich is so much fun! The ingredients are \_\_\_\_\_  
 \_\_\_\_\_  
 \_\_\_\_\_

First, \_\_\_\_\_  
 \_\_\_\_\_  
 \_\_\_\_\_  
 \_\_\_\_\_  
 \_\_\_\_\_  
 \_\_\_\_\_  
 \_\_\_\_\_  
 \_\_\_\_\_

\_\_\_\_\_. Bon appetit!



**3 Read the clues and complete the crossword puzzle.**



**Across**

1. People think van Gogh's paintings are great and special. They think they are \_\_\_\_\_.
2. People will remember Leonardo Da Vinci forever. Maybe, he is dead but his art makes him \_\_\_\_\_.
4. Photographs are accurate and lifelike. They are \_\_\_\_\_.

**Down**

1. Paintings have flaws. A flaw is called an \_\_\_\_\_.
3. I helped my brother when he was sick and he painted a picture for me. He wanted to show his \_\_\_\_\_. I can feel his thanks and appreciation when I look at the picture. It's lovely!

**4 Compare and contrast information to make sentences.**

e.g. A sunflower can be 4 metres tall. A cotton plant's height is usually around 1 metre.

Compare their heights:

*Sunflowers are taller than cotton plants.*

*Cotton plants are shorter than sunflowers.*

1. Cotton farmers usually harvest the plants in 150 days. Sunflower farmers harvest them in 80 days.

Compare their time of growth:

\_\_\_\_\_

\_\_\_\_\_

2. Cotton farmers add 200 kg of fertilizer to the soil per hectare. Sunflower farmers usually use 33 kg.

Compare their need of fertilizers:

\_\_\_\_\_

\_\_\_\_\_

3. Sunflower seeds cost \$630 per ton. Cotton seeds cost around \$170 per ton.

Compare the cost of their seeds:

\_\_\_\_\_

\_\_\_\_\_

4. People started planting sunflowers in Arizona and New Mexico in 3000 B.C. Cotton agriculture started in Pakistan in 2500 B.C.

Compare the length of their history:

\_\_\_\_\_

\_\_\_\_\_

**6 Now it's time to put on the chef's hat! Cook your dish and present it in the cooking competition. Write a paragraph to present your dish.**

Name	Hello! My _____
Dish	I cooked _____ for this cooking competition.
Ingredients	The ingredients are _____ _____ _____
Cooking steps	First, _____ _____ _____ _____ _____ _____
How do you feel about your dish?	_____

**7 Taste your friends' dishes. Compare them and award points to find the Best Chef in the class!**

Use the criteria below to judge the dishes. Share your scores and opinions with your classmates.

Mark each category out of 5.

original use of a sunflower product \_\_\_/5

taste \_\_\_/5

nutrition \_\_\_/5

decoration and presentation \_\_\_/5





# Glossary

## Unit 1 - The World of Sunflowers

- agriculture** (*n*) the production of crops and animals, like farming
- to bake** (*v*) to cook with heat, usually in an oven
- to boil** (*v*) to cook in extremely hot water



- to cover** (*v*) to close, protect or hide something
- to decorate** (*v*) to dress up or add ornaments and trimmings to make something plain more attractive
- fertilizer** (*n*) a chemical or natural substance added to soil to feed plants and improve their health
- flavour** (*n*) the particular taste of something
- to fry** (*v*) to cook with hot oil, usually in a pan
- gratitude** (*n*) thanks and appreciation
- to grill** (*v*) to cook food using fire and extreme heat



- to harvest** (*v*) the time of gathering crops
- icing** (*n*) a creamy and sweet topping spread on cupcakes, cookies or other desserts
- immortal** (*adj*) undying, timeless and eternal
- imperfection** (*n*) a flaw or a problem, something that is not perfect
- impressive** (*adj*) great, special, magnificent or spectacular
- insect** (*n*) a small bug with six legs, a 3-part body and sometimes wings
- to inspire** (*v*) to influence and motivate someone, usually in a positive way
- nutritious** (*adj*) healthy
- petals** (*n*) the soft and brightly coloured parts surrounding the head of a flower



- to plant** (*v*) to put a seed or young plant in the ground so it can grow
- poisonous** (*adj*) able to cause death or extreme illness when consumed
- to pour** (*v*) to cause a liquid to flow
- realistic** (*adj*) accurate and lifelike
- to remove** (*v*) to take something away
- to resemble** (*v*) to look like something else, to be similar to something in appearance
- scarecrow** (*n*) a human-like figure used to frighten birds away from gardens and crops



- seed** (*n*) the grain of a plant from which it grows
- to separate** (*v*) to divide something, to stop being together
- to serve** (*v*) to present or offer food or drink
- to shape** (*v*) to give a particular shape or form to something
- solar panel** (*n*) a collection of solar cells that transforms light energy into electricity
- to sprinkle** (*v*) to cover an object or surface with small drops or pieces of something
- to stir** (*v*) to gently and continuously move something, usually a liquid
- yeast** (*n*) an ingredient that causes bread to rise up when it bakes

## Unit 2 - Head Load

- accident** (*n*) something that happens unexpectedly or without planning, usually with a negative result
- belief** (*n*) a very strong opinion or idea about something
- brim** (*n*) the part of a hat that sticks out around the bottom edge
- to bring attention to** (*idiom*) to make people aware of something
- cave painting** (*n*) early artworks made by prehistoric people, usually on rock surfaces
- cocoon** (*n*) a protective covering that contains the larvae of many insects



- comfortable** (*adj*) clothes that fit well and are nice to wear, or things that are nice and easy to use
- composer** (*n*) someone who creates a piece of music
- corona** (*n*) the outer part of the sun's atmosphere that looks like a halo during a solar eclipse
- coronation** (*n*) the crowning ceremony for a new king or queen
- cotton** (*n*) the soft, white fibres from the cotton plant that is used to manufacture fabric
- to cover** (*v*) to place something over a surface, usually for warmth, protection or decoration
- crown** (*n*) a special headdress that kings and queens wear to symbolise their power
- fashion** (*n*) a special style of dress, trendy ways of doing things
- fashionable** (*adj*) someone or something that follows the latest fashions
- feather** (*n*) a soft, fringed plume that covers birds' bodies



- fibre** (*n*) a thin thread of material for creating fabric
- fur** (*n*) short, fine, soft hairs of many animals
- helmet** (*n*) a hard, protective hat worn in sports or special jobs to prevent head injuries
- lace** (*n*) a fine open fabric of cotton or silk, made by looping, twisting, or knitting thread in patterns
- leather** (*n*) a material made from the skin of an animal
- to manufacture** (*v*) to make or produce something
- meaning** (*n*) the purpose or importance of something
- serious** (*adj*) thoughtful, without humour or fun
- silk** (*n*) a fine, strong, soft fibre made from silkworm cocoons to make clothes and other products
- silkworm** (*v*) the larvae or young form of an insect
- social status** (*n*) a person's position in society, usually measured by birth, wealth, education, job or family

- spinning wheel** (*n*) a machine for making fibre for clothes
- to sweat** (*v*) moisture that comes out of the skin's pores because of heat, fear or stress
- traditional** (*adj*) following the customs, beliefs and practices that are handed down from generation to generation
- veil** (*n*) a scarf-like clothing item worn by women to protect or cover the head and face
- wig** (*n*) a head covering made from real or artificial hair



## Unit 3 - The Shape of Snow

- abroad** (*adj*) being far away in another country or overseas
- applause** (*n*) clapping hands together, usually done by an audience at the end of a good performance
- audience** (*n*) people watching a film, show or performance
- avalanche** (*n*) a mass of snow, ice and rocks falling down a mountainside
- blast** (*n*) a very loud, unpleasant noise
- challenge** (*n*) something difficult to do or complete
- to chatter** (*v*) teeth quickly and uncontrollably knocking together because of cold
- coal** (*n*) a carbon-based mineral used for fuel, releases heat when it is burned to create electricity
- cylinder** (*n*) a 3-dimensional geometric object with straight parallel sides and a circular cross section



- to discharge** (*v*) to release something, to let something go
- dreadful** (*adj*) awful, terrible, very bad
- frozen** (*adj*) to be icy or extremely cold
- hill** (*n*) a high land formation smaller than a mountain

- ice skating** (*n*) the winter sport of gliding across ice surfaces with skates attached to one's feet
- igloo** (*n*) a house built entirely of shaped ice and snow
- light wave** (*n*) how light energy travels, like visible sunlight, X-rays or microwaves
- prime** (*adj*) of great importance, usually first
- to represent** (*v*) to symbolise something, when one thing stands in place for something different
- to roll down** (*v*) to turn over and over as something travels down a surface
- sculpture** (*n*) a 3-dimensional artwork, usually made from clay, stone or other materials
- skiing** (*n*) the winter sport of sliding across snow on a pair of boards attached to one's feet
- sledding** (*n*) riding on a sled across the surface of snow
- to slip** (*v*) to slide and accidentally fall down



- snow donut** (*n*) a phenomenon that happens when wind pushes snow along the ground and gathers it into hollow cylinders
- snow monster** (*n*) a tree covered in snow shaped by the wind
- snowboarding** (*n*) the winter sport of sliding downhill on a snowboard
- to soak** (*v*) to make something very wet



- solution** (*n*) the answer to a problem or a difficult situation
- to stamp** (*v*) to put one's foot down on the ground firmly and make noise
- temperature** (*n*) how hot or cold something is, like the weather outside or a person's fever
- thickness** (*n*) the measured distance (length) between the opposite sides of something
- to tread** (*v*) to walk

- to tremble** (*v*) to shake in a way the body can't control
- to whirl** (*v*) to turn or spin in a fast circular motion

## Unit 4 - A Change in Life

- adventure** (*n*) an exciting and unusual experience, sometimes dangerous
- battle** (*n*) a great fight, usually between armies and soldiers
- to beg** (*v*) to urgently ask for something or to ask for charity from others
- bookworm** (*n*) a person who loves to read
- to cheer** (*v*) to encourage others and shout in a positive way
- cheerful** (*adj*) happy and positive
- to command** (*v*) to give orders or instructions that others must follow
- current** (*n*) the natural flowing movement of water, especially in rivers and oceans
- deserted** (*adj*) to be empty, especially of people
- to drag** (*v*) to pull something along a surface
- to explain** (*v*) to make something understandable to others
- to float** (*v*) to move or sit on a liquid's surface
- jealous** (*adj*) unhappy, resentful and angry because of another person's success or status
- to look down on** (*phr. v.*) to think and act in a superior and negative way to others
- luggage** (*n*) bags used for packing clothes and other things when traveling, moving or taking holidays
- mean** (*adj*) to be nasty, difficult or unkind to others
- nuisance** (*n*) something or someone that is frequently annoying or causes problems
- ordinary** (*adj*) regular and not special
- to rejoice** (*v*) to express great delight or joy of something
- to reply** (*v*) to give an answer or response
- shy** (*adj*) uncomfortable being or interacting with others
- sneaky** (*adj*) doing things in secretive and unfair ways
- social** (*adj*) enjoying the company of others, being very friendly