

2


Pupil's Book



Express Publishing

Jenny Dooley
Bob Obee

I Wonder



2
Pupil's Book

Jenny Dooley
Bob Obee



Express Publishing



iWonder

CONTENTS

	Vocabulary	Structures
Welcome back! (pp. 4-5)	Numbers (1-50) Colours (blue, green, orange, purple, red, yellow)	<i>Hello, Nice to see you!</i> <i>How are you?</i> <i>I'm fine, thanks.</i> <i>Twenty plus three.</i>
1 Our Senses (pp. 6-17)	Parts of the body (cheek, ears, eyes, hair, hands, nose, tongue) Senses (hear, see, smell, taste, touch) Feelings (angry, happy, sad, scared, tired)	<i>I can see with my eyes.</i> <i>Has he got blue hair?</i> <i>I'm sad!</i>
2 Animal Groups (pp. 18-29)	Animals (butterfly, chicken, duck, goldfish, horse, ladybird, rabbit, shark, snake, tortoise) Animal groups (birds, fish, insects, mammals, reptiles) Parts of animals' bodies (feathers, fin, fur, scales, shell, wings)	<i>A horse and a cat are mammals.</i> <i>Has it got fins?</i> <i>What can horses do?</i>
Wonder Tales 1 (pp. 30-31) The Dancing Tortoise (Value: Be clever and brave!)		
3 Houses (pp. 32-43)	Parts of a house (chimney, door, floor, roof, wall, window) Things in a house (armchair, bed, chair, clock, cupboard, lamp, mat, mirror, sofa, table) Types of houses (caravan, castle, igloo, houseboat) Materials (ice, metal, stone, wood)	<i>How many windows are there?</i> <i>What's this?</i> <i>It's a red mirror.</i> <i>Where are my shoes?</i> <i>They're on the bed.</i> <i>What is your dream house made of?</i>
4 A Taste of Food (pp. 44-55)	Food (biscuit, burgers, cereal, cocoa, crisps, eggs, fish, green olive, lemon, lollipop, pizza, popcorn, rice, sandwiches, toast, vinegar) Taste (bitter, salty, sour, sweet)	<i>Cola and ice cream are sweet.</i> <i>What food does Alex like for breakfast?</i> <i>Would you like some pizza?</i> <i>In my sandwich there are some eggs.</i> <i>What does your chocolate taste like?</i>
A World of Wonder 1 (Modules 1-4) (pp. 56-57)		
5 Let's play! (pp. 58-69)	Games (do a jigsaw puzzle, have a sack race, play a board game, play chess, play hopscotch, play tag) Sports (baseball, basketball, football, hockey, rugby, table tennis, tennis, volleyball)	<i>What am I doing?</i> <i>You're playing hopscotch!</i> <i>We're playing baseball.</i> <i>Can I play, too?</i> <i>Whose ball is it?</i>
6 My Town (pp. 70-81)	Places (bus stop, café, cinema, supermarket, swimming pool, train station) Transport (boat, bus, car, helicopter, lorry, motorbike, plane, train)	<i>Where's the cinema?</i> <i>It's in front of the café.</i> <i>That's a train.</i> <i>I'd like to travel by plane.</i>
Wonder Tales 2 (pp. 82-83) The Cuckoo (Value: There is good in everyone!)		
7 My Day (pp. 84-95)	My Day (brush my teeth, get dressed, get up, go to bed, go to school, have breakfast, have dinner, have lunch) Time Community helpers (doctor, farmer, firefighter, police officer, postman, teacher) Places (farm, fire station, hospital, police station, post office, school)	<i>What time do you get up?</i> <i>At seven o'clock.</i> <i>I work at a hospital.</i> <i>Whose bag is it?</i> <i>It's the doctor's.</i>
8 Seasons (pp. 96-107)	Seasons (autumn, spring, summer, winter) Months Seasonal Activities (collect leaves, collect shells, go camping, go skiing, have picnics, ice skate, paint pumpkins, pick flowers)	<i>It's before January, but after November!</i> <i>What's your favourite season?</i> <i>Summer.</i> <i>Why?</i> <i>Because I like going camping.</i>
A World of Wonder 2 (Modules 5-8) (pp. 108-109)		
At the seaside! (pp. 110-112)		





Thinking Skills	Project	CLIL	Sounds and Words (Phonics)
Logical/Mathematical thinking			
Recalling information Applying world knowledge Organising and selecting ideas Interpreting visual information	My 5 Senses! (Science)	How the senses help us stay safe Sounds and feelings (Social Science)	<ul style="list-style-type: none"> • ch: cheek, touch, chocolate, cheese, cherries, chicken, chips • Sight Words: call, chair, cold, chicken, cut, children
Applying world knowledge Identifying and matching information Organising and selecting ideas Interpreting visual information Interpreting information	My Favourite Animals! (Science)	Animals that have/haven't got skeletons (Science)	<ul style="list-style-type: none"> • sh: ship, fish, shell • Sight Words: walk, your, how, fast, they, many
Recalling information Interpreting visual information Organising and selecting ideas Applying world knowledge Making decisions	My Dream House (Design and Technology)	Building bridges (Design and Technology)	<ul style="list-style-type: none"> • Consonant blends: bl, br, cl, gr, pl • Sight Words: this, these, under, floor, two, let's
Applying world knowledge Identifying information Combining ideas to form new ones Organising and selecting ideas Logical/Mathematical thinking Interpreting information	Funny Food (Science)	The sense of taste Things that need/don't need chewing (Science)	<ul style="list-style-type: none"> • s: salt, cheese • c: cake, cereal • Sight Words: we, give, or, eat, now, for
Identifying information Organising and selecting ideas Logical/Mathematical thinking Interpreting visual information	My Favourite Sport (PE)	Odd and even numbers Number games (Maths)	<ul style="list-style-type: none"> • a_e: same, game, cake, snake • i_e: time, bike, nine, kite • Sight Words: say, read, sing, game, well, best
Recalling information Applying world knowledge Organising and selecting ideas Interpreting visual information	My Favourite Street (Geography)	Safety in the playground Safety in the street (Geography)	<ul style="list-style-type: none"> • ow: town, down, cow • ou: house, around, mouse, mouth • Sight Words: so, ride, up, see, street, by
Interpreting information Lateral thinking Creative thinking Combining ideas to form new ones Organising and selecting ideas Applying world knowledge Logical/Mathematical thinking Interpreting (visual) information	I am a community helper! (Social Science)	What needs water? Saving water (Science)	<ul style="list-style-type: none"> • i_e: time, write, bike, white • igh: night, fighter • Sight Words: try, light, kind, right, bye, fire
Lateral thinking Logical/Mathematical thinking Identifying information Organising and selecting ideas Applying world knowledge Identifying visual information	My Favourite Season! (Geography)	Reading a calendar Seasons (Geography)	<ul style="list-style-type: none"> • ee: queen, bee, week, seeds • ea: leave, leaf, season • Sight Words: sleep, keep, feet, sheep, street, tree



: Project/Poster presentation



: Cross-curricular links



: Internet research



: Formative evaluation


Welcome back!



1



Listen and point. Then sing the **Welcome back!** song!



2



Talk with your friend.

Hello, Mary.
Nice to see you!

Hi, Bill.
How are you?

I'm fine, thanks.

3  Listen, point and repeat. Match.



4  **Think**  Talk with your friend.



What's your favourite colour?

Twenty plus three.

Twenty-three!
Your favourite colour is red.



 **Game**  Play the *Numbers* game!

1 Our Senses



WONDER BOX



All kittens have got **blue** eyes.



- 1 **Time to WONDER** Look at the pictures. How many senses have we got? What can you see, hear and touch in your classroom?

- 2  Listen, point and repeat.



- 3  Read and match.

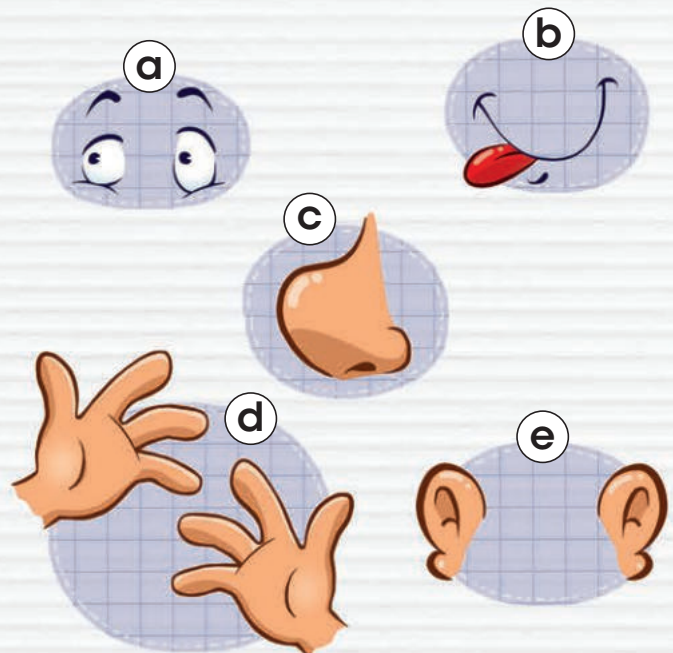
1 I can **see** with my

2 I can **hear** with my

3 I can **smell** with my

4 I can **taste** with my

5 I can **touch** with my



-  Sing the *Here are my eyes* song!

4 Listen and read.

I can smell chocolate!






5  **Think** Read. Match.

1 *I can smell chocolate!*



3 *Where's the sugar?*


2 *Can we help?*

4 *Sorry! It tastes so yummy!*



CRAFTWORK

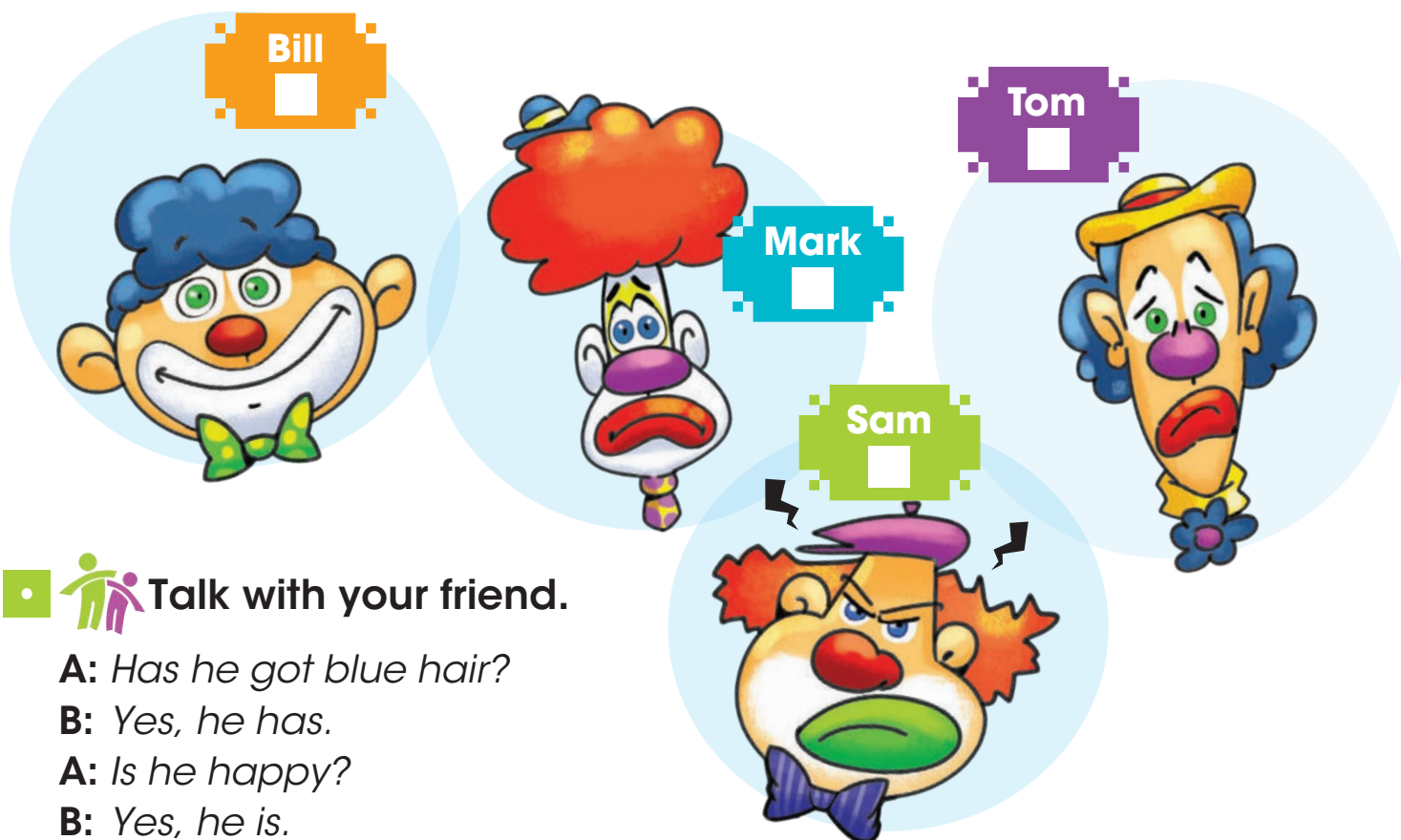
6  **Game**  **Make a dice. Play the Senses game.**



7  Listen, point and repeat.



8  Listen and number.



9  Talk with your friend.

A: Has he got blue hair?

B: Yes, he has.

A: Is he happy?

B: Yes, he is.

A: Is he Bill?

9



Listen and number the pictures. Then sing the *Feelings* song!



A



B



Look at me!
This is me when I'm **1) happy!**
Look at me!
This is my happy face!



C

Look at me!
This is me when I'm **2) angry!**
Look at me!
This is my angry face!



D

*Happy, tired,
Angry, sad!
We've all got feelings,
Good and bad!*

Look at me!
This is me when I'm **3) tired!**
Look at me!
This is my tired face!



Look at me!
This is me when I'm **4) sad!**
Look at me!
This is my sad face!



Play the *Feelings* game.

10  **Think** Look, read and choose.



1 I'm happy when
I **hear** - **see** the sun.



2 I'm happy when
I **taste** - **touch** my teddy bear.



3 I'm happy when
I **hear** - **taste** my dog.



4 I'm happy when
I **taste** - **hear** ice cream.

5 I'm happy when
I **hear** - **smell** pizza.



11  **Game** Let's play!



I can hear
with my nose!



No, you can't.



MY 5 SENSES!

by Kim



1 I'm happy when I see the _____.



2 I'm happy when I smell the _____.




3 I'm happy when I hear the _____.


4 I'm happy when I touch my _____.



5 I'm happy when I taste _____.

12 Colour and complete. Use: **mum**, **sea**, **strawberries**, **grass**, **rain**.

13  **Think** What makes you happy? Tell the class.

14  **SHOW and Tell** Make your own *My Five Senses!* project. Present it to the class.

CLIL SOCIAL SCIENCE

























1  **VALUES** **Be safe!** Can you see, hear or smell the danger? Tick (✓).



			
	<input type="checkbox"/>	<input type="checkbox"/>	<input type="checkbox"/>
	<input type="checkbox"/>	<input type="checkbox"/>	<input type="checkbox"/>
	<input type="checkbox"/>	<input type="checkbox"/>	<input type="checkbox"/>
	<input type="checkbox"/>	<input type="checkbox"/>	<input type="checkbox"/>
	<input type="checkbox"/>	<input type="checkbox"/>	<input type="checkbox"/>
	<input type="checkbox"/>	<input type="checkbox"/>	<input type="checkbox"/>
	<input type="checkbox"/>	<input type="checkbox"/>	<input type="checkbox"/>
	<input type="checkbox"/>	<input type="checkbox"/>	<input type="checkbox"/>



2  Sounds and feelings! Listen and circle.

1				
2				
3				
4				
5				
6				

3  Let's play!



1 Listen. Look. Say.



check



chouch



chocolate

2 The taste of 'ch'. Say the words. Colour the 'ch'. Use the same colour if **a** and **b** taste good together!

1 |



a chocolate **b ch**ese

3 |



a chicken **b ch**erries

2 |



a chocolate **b ch**erries

4 |



a chicken **b ch**ips

3 Listen. Say. Find the sight words.


Sight Words:


call | chair | cold | chicken | cut | children

c	h	i	c	k	e	n	c
c	a	i	o	c	t	u	o
c	h	i	l	d	r	e	n
a	l	c	d	a	l	n	n
l	d	h	u	c	u	t	c
l	i	c	h	a	i	r	a


i Wonder 2
EXTRA
RESOURCES




1  **Think** Read and find the **STICKERS!**




1 Ted is happy.



3 Sam is tired.

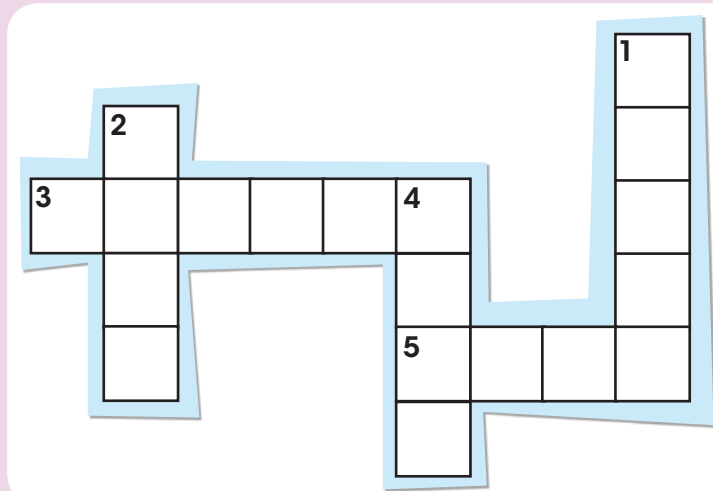


2 Ron is sad.



4 Bob is angry.

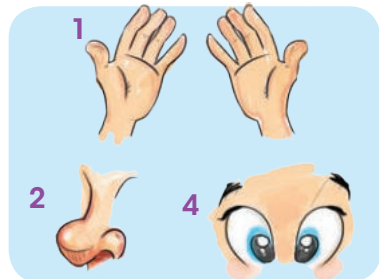
2 Complete.




Across



Down




3  Listen and colour.




My Progress Report

Colour.



2 Animal Groups




WONDER BOX

A **penguin** is a bird, but it **can't** fly!

1 **Time to WONDER** Look at the pictures. Which animal is a bird and can swim? Which animal lives in the sea and has got arms?

2  Listen, point and repeat.



3  **Think** Circle the odd one out. Then say.




1 Mammals	▶			
2 Insects	▶			
3 Birds	▶			
4 Reptiles	▶			
5 Fish	▶			

A horse and a cat are mammals. A chicken is a bird.

 Sing the *Animals* song!

4 Listen and read.

From an egg!





5



Think

Match to make sentences.

- 1 The name of the tortoise
- 2 Tortoises
- 3 Dogs
- 4 Tina

- a has got three babies.
- b lay eggs, like chickens.
- c is Tina.
- d are mammals.

CRAFTWORK


6



Game



Make a tortoise. Play the *How many?* game.



7  Listen, point and repeat.



fur



shell



wings



scales



feathers




fin


8  Talk with your friend.



What animal have I got?

	1	2	3
A			
B			
C			
D			





Has it got fins?

9  Listen and choose **A** or **B**. Then sing the *What animal have I got?* song!

 Is it big or is it small?
It's small! So small!

 Is it fast or is it slow?
It's slow! So slow! 

Has it got feathers? – Oh, no!
Has it got wings? – Uh, uh!
Has it got fur? – No way!
Has it got fins? – I don't think so!

 It's got four legs
And it's got a shell! 
 It's got small scales
 And it can walk very well!



10  **Think**  Put a tick (✓) or a cross (✗).

1 It's big:	elephant <input type="checkbox"/>	hippo <input type="checkbox"/>	cat <input type="checkbox"/>
2 It's small:	butterfly <input type="checkbox"/>	ladybird <input type="checkbox"/>	shark <input type="checkbox"/>
3 It's fast:	tortoise <input type="checkbox"/>	horse <input type="checkbox"/>	dog <input type="checkbox"/>
4 It's slow:	snail <input type="checkbox"/>	tiger <input type="checkbox"/>	tortoise <input type="checkbox"/>

11



Listen and number.



12



Think



Let's play!



What can horses do?

They can run!

13 Look, read and write.

My Favourite Animals!

by John

My favourite animals are 1)



disrb

_____. Birds have got 2)



rasefh et _____ and two

3)



selg

_____. Birds can fly. They

lay 4)



gsge

_____.

14  **Think** Tell the class.


- What's your favourite animal?
- Is it a mammal, a fish, a bird, a reptile or an insect?
- Has it got any legs? If yes, how many?
- What can it do?

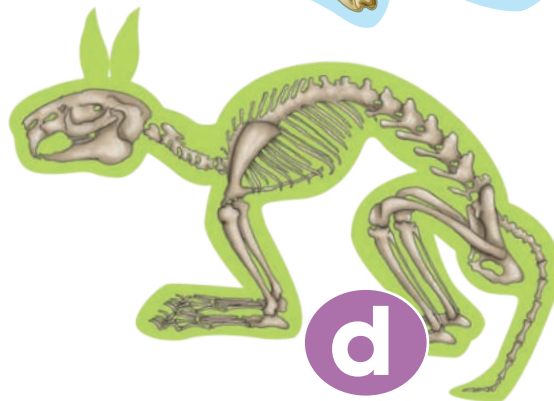
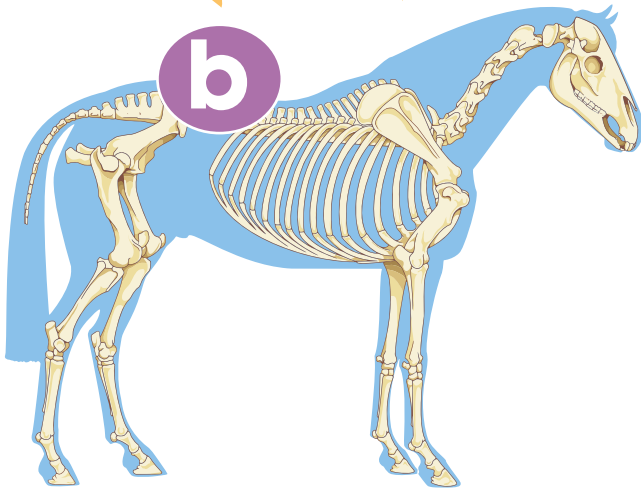

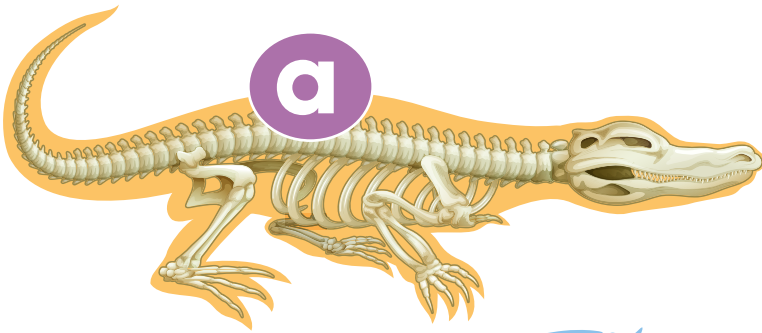
15  **SHOW and Tell** Make your own *My Favourite Animals!* project. Present it to the class.






1  **Think** Which animals have got a skeleton? Which animals haven't got a skeleton? Draw lines. Say.



2  **Think** What animal is it? Look and say.



3    In groups, make an *Animals and their Skeletons* project. Present it to the class.



Animals and their Skeletons



1 Listen. Look. Say.



2 Listen. Circle the pictures with a 'sh' sound.



3 'sh' or 'ch'? Listen and complete.

1 icken

3 eep

5 fi

2 ip


4 ell

6 tou

4 Listen. Say. Play the *Sight Words Bingo* game.

SIGHT WORDS: walk | your | how | fast | they | many

iWonder 2
EXTRA RESOURCES

1  **Think** Read and find the **STICKERS!**

1 I'm a reptile.
I haven't got any legs.


2 I'm a bird.
I can't fly.

3 I'm an insect.
I can fly.

4 I'm a fish.
I've got sharp teeth.

2 Find and circle six parts of animal bodies.



3  Listen and circle.



yes - no



yes - no




yes - no



yes - no

My
Progress
Report

Colour.





Wonder Tales 1

The Dancing Tortoise


A story from Brazil

Listen and read.



Listen! The tortoise can play music!

5



I can dance, too! Let me out and I can show you!


You are very clever!

6



I'm thirsty. Can I go for some water?

OK. But don't go far away!



8

Ha, ha! Now I can sing and dance with my friends all day again!