

EDYCJA POLSKA

HAPPY TOONSy

1

Pupil's Book

Jenny Dooley - Steve Dooley

EDYCJA POLSKA
PODRĘCZNIK WIELOLETNI

 **express**
PUBLISHING

Contents

0 **Hello!**
page 4

1 **Time for School**
page 8
Toons ABC 1
Aa, Bb, Cc, Dd page 18

2 **Fun with Toys**
page 20
Toons ABC 2
Ee, Ff, Gg, Hh page 30

3 **Family Fun**
page 32
Toons ABC 3
Ii, Jj, Kk, Ll page 42

4 **Move your Body**
page 50
Toons ABC 4
Mm, Nn, Oo, Pp page 60

5 **I Love Animals**
page 62
Toons ABC 5
Qq, Rr, Ss, Tt page 72

6 **Yummy Food**
page 74
Toons ABC 6
Uu, Vv, Ww, Xx, Yy, Zz page 84

Vocabulary

Classroom language
Introductions
Numbers 1-10
Colours

Classroom objects
and school things

Toys
Shapes

Family
Actions

Face and body
Adjectives

Pets
Actions

Food and drinks

Structures

Hello! What's your name?
I'm Lena.
How old are you? I'm seven!
What's your favourite colour?

What's this? It's a bookcase!
Is it a sharpener? No, it isn't.

Whose balloon is it?
It's Anna's.
How many circles?
There are five circles.

Who's this?
This is my dad. His name's
Adam.
Can you dance?
Yes, I can.

• **Toons WORLD! 1** ▶ page 44

This is my nose!
These are my legs!
I've got big eyes and small
ears.
He's got big eyes.

What's your favourite pet?
A dog. Look! It's got big ears.
A cat can climb, but it can't fly.

I like bananas. I don't like
oranges.
Do you like apples?
No, I don't.

• **Toons WORLD! 2** ▶ page 88

• **Celebrations** page 94 • **Picture Dictionary** page 97

Story

A new friend

Sharing is fun!

I love my family!

Help!

A happy doggie

Ice cream for Eddy

Key to Symbols



: Video



: Pairwork



: Game



: Promoting Respect/
Responsibility



: Song



: Groupwork



: Gender Equality



: Mediation

Cross-curricular	Culture and Communication	Project	Values
Science: Materials	Schools around the world Functional Language: <i>Can I have a pencil, please? Here you are. Thank you!</i>	My Favourite School Things Poster	Being a good friend
Maths: Shapes	Toys around the world Functional Language: <i>Can I play with you? Yes! Let's play together!</i>	Toys Snap Cards	Giving and sharing with others
Social Science: Different types of families	Families around the world Functional Language: <i>Your picture is very nice! Who is it for? It's for my grandma. Good work!</i>	My Family Poster	Appreciating family

- **Toons STORY 1**  page 46
- **Learning Situation 1** page 48

Science: The five senses	Cartoon characters around the world Functional Language: <i>I've got long hair. Me, too!</i>	Meet Our Monster	Being helpful
Science: Animal groups	Pets around the world Functional Language: <i>Has it got a small body? Yes, it has. Can it talk? No, it can't.</i>	My Pet	Taking care of animals
Design and Technology: Good and bad sugar in food	Food around the world Functional Language: <i>Can I have some chips, please? Here you are. Thank you!</i>	Food I Like	Promoting teamwork

- **Toons STORY 2**  page 90
- **Learning Situation 2** page 92
- **Songs** page 104



: Thinking Skills



: Project/Poster Presentation



: Cross-curricular Links



: Intercultural Awareness



: Internet Research





Hello!

LESSON 1

1  Listen and point.

EDYCJA POLSKA



2   Sing the *HappyToons* song!

3 **CRAFTWORK** Make. Say.

4


Introducing the characters



1 Listen, point and say.



2 Play the *Digi says* game!

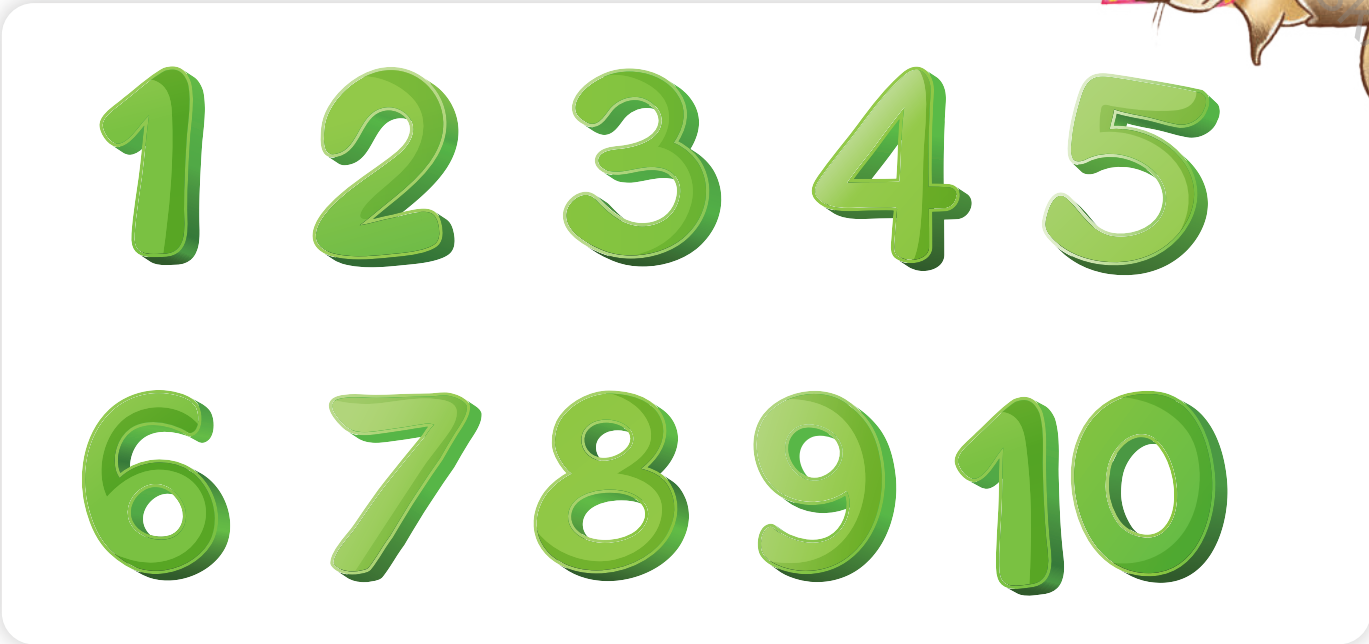


3 Listen and point. Say. Talk with your friend.






1 Listen, point and say.




2 What's missing? Say.

3 Let's play!





1  Listen, point and say.



2  Say the colours in your language.

3 **CRAFTWORK**  Make. Talk with your friend.



1


Time for School

LESSON 1 Vocabulary



ToonsFACT

What's this?

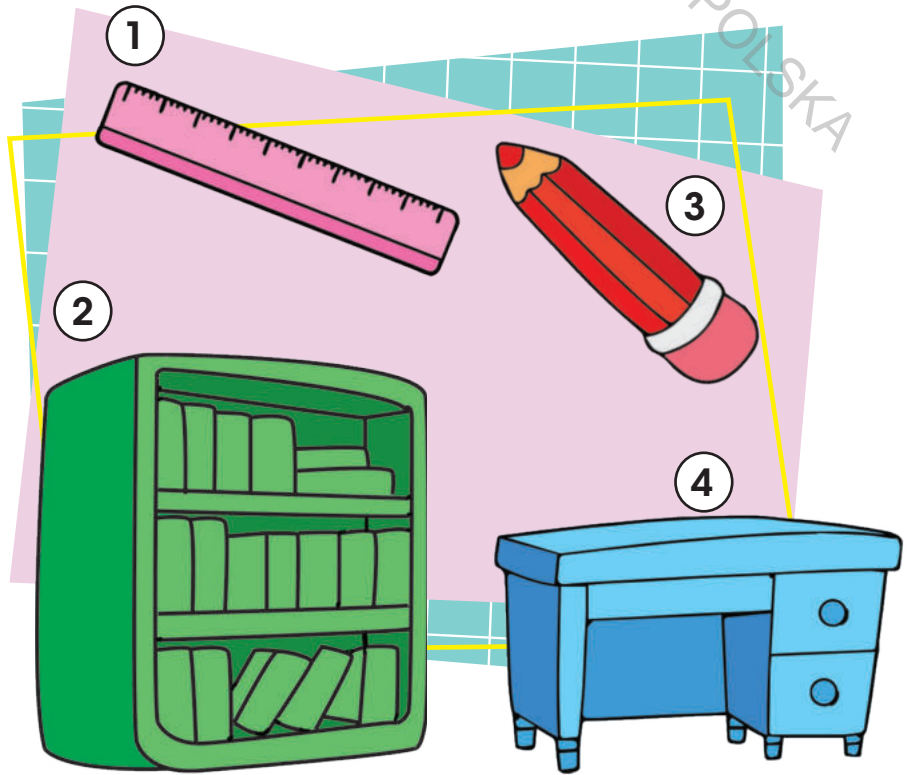


- 1 Watch the video.
- 2 Listen, point and say.
- 3 What's in your classroom? What's in your schoolbag? Say.
- 4 Play the *What's the word?* game!

1  Listen. Say **yes** or **no**.



5 bookcase



2  Play the *Memory* game!


3 **CRAFTWORK**  Make. Talk with your friend.



1 A new friend

EDYCJA POLSKA

1 Listen or watch the story.





Happy TALK

- Let's find a schoolbag!
- OK.

2 **Think** What can you see in the story? Choose.

3 **Think** Why is Digi a good friend? Tell the class.



THINK!



4 Draw a schoolbag for Digi.



1

LESSON 4 Vocabulary and Structures


EDYCJA POLSKA

1 Listen, point and say.



2 Play *Guess the object!*

3 Think What's in your pencil case? Draw. Say.



EDYCJA POLSKA

1 Listen to the song. Choose.

2 Sing the song!

CLIL

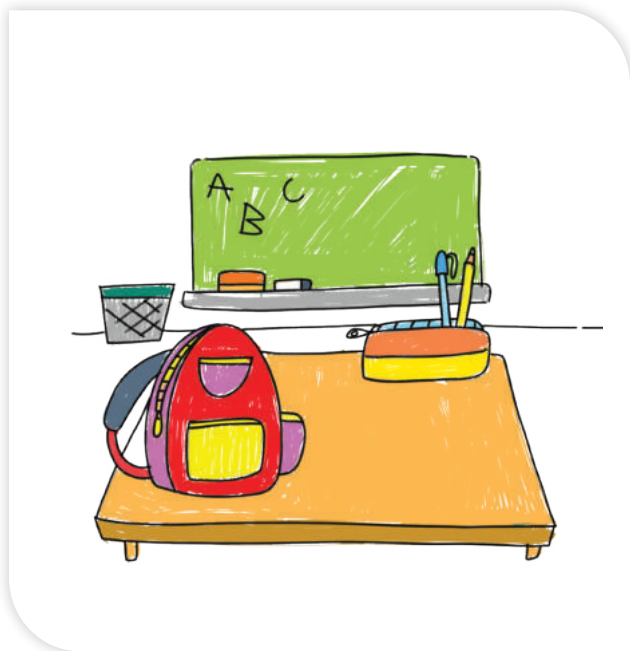
3 Listen, point and say.

4 Point to things in your classroom. Name their material.

1 Listen and match.



2 What can you see in your classroom? Draw. Say.




3 Talk with your friend.



THINK


1 Choose four of your favourite school things.

My Favourite School Things Poster



PREPARE

2 Draw your pictures.



1 Draw your favourite school things.



2 Cut out your pictures.




3 Stick your pictures on your poster.

PRESENT

3 **Show + Tell** Present your poster.

These are my favourite school things. Look!



A poster about my favourite school things



Friendship

EDUKACJA POLSKA

1 **Think** How can you be a good friend? Look and choose.

1



4



2



5



3



6



2 **CRAFTWORK** Make a Friendship heart . Give it to your friend.



My Values Sticker

Reflect with NALA!

1 Choose.

 My TOP favourite activity



VIDEO



STORY



GAMES



SONG



PROJECT



2  Play the **BINGO** game!



My Progress

3 How many school things can you remember? Say. Choose.



1 Listen or watch. Point and say.

Aa



ant



apple

Bb



bee



bus

2 Let's chant!

3 Listen and say.

An ant and a bee on an apple bus.



1   Listen or watch. Point and say.

Cc



Computer



Cat

Dd



desk



dog


2  Let's chant!

3  Listen and say.

A **c**at and a **d**og with a **c**omputer at a **d**esk.



1    Listen or watch.

2  What is your favourite text? Draw a picture. Can your friend guess?



Paddington Bear is my favourite teddy bear! What colour is his hat? It's red!





These children are in their **classroom**. Is it time for school? No. It's time to sleep!



This is **Mirabel** and her family! Her mum can cook very well. Mirabel's sister, Isabela, can grow beautiful flowers 🌻🌺. Her other sister, Luisa, can lift anything, even houses!

The Giant Turnip

1 Listen or watch.





With help
from friends
we can do
anything!

Story
Value

Welcoming New Friends



EDUCJA POLSKA



Get Started!

1 It's your first day at school. How do you feel? Talk with your friend.



A: I feel happy.

B: I feel nervous.

Learning Situation 1



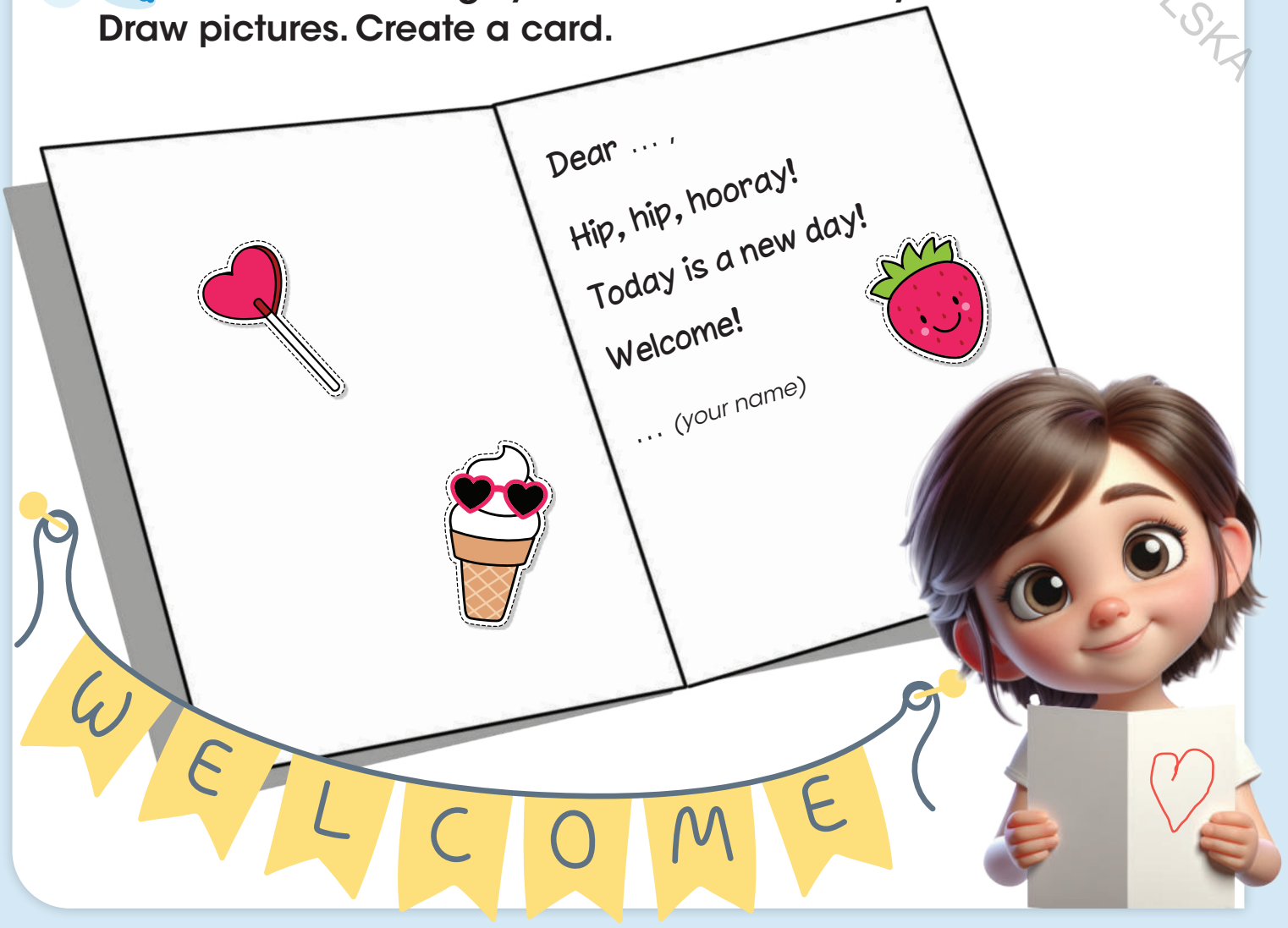
Build!

2 Play the *New Friends!* game!

8 What's your favourite school thing?	9 Go Back To start!	10 What's your favourite toy?	 FINISH
7 What's your favourite colour?	6 How old are you?	5 Miss a Turn!	
 START	1 What's your name?	2 What's your friend's name?	3 Play Again!

 **Create!**

3 **Think** Choose four things you remember about your new friend. Draw pictures. Create a card.



 **Present!**

4 Your school is having a *Welcome Day!* for pupils from different classes. Present your card.

 **Evaluate!**

What do you like about your card? What do your friends think about your card? Rate your work!



Picture Dictionary

Hello!

LESSON 2



Be quiet!



Close the door!



Open your book!



Put your hand up!



Sit down!



Stand up!

LESSON 3

1

one

2

two

3

three

4

four

5

five

6

six

7

seven

8

eight

9

nine

10

ten

LESSON 4



black



blue



green



orange



pink



purple



red



yellow