

The Incredible team



Student's Book

1

Jenny Dooley - Virginia Evans



Express Publishing



Student's Book


Jenny Dooley - Virginia Evans




1




Express Publishing



Contents



MODULE	TOPIC	VOCABULARY	GRAMMAR	READING	SPEAKING & FUNCTIONS	LISTENING	WRITING
Let's Start! pp. 4-9	<ul style="list-style-type: none"> Meet the characters 	<ul style="list-style-type: none"> alphabet school items colours cardinal and ordinal numbers days of the week greetings 	<ul style="list-style-type: none"> <i>a – an</i> 	<ul style="list-style-type: none"> Scanning for specific information 	<ul style="list-style-type: none"> Introductions Spelling names Giving personal information Telling the time 	<ul style="list-style-type: none"> Identifying key information 	
1 pp. 10-17	<ul style="list-style-type: none"> New friends My Class Book Where in the world? Hi! 	<ul style="list-style-type: none"> school subjects adjectives countries and nationalities 	<ul style="list-style-type: none"> The verb 'to be' Subject Pronouns & Possessive Adjectives Question Words 	<ul style="list-style-type: none"> A dialogue (matching) A Class Book (sentence completion) A quiz An email (comprehension) 	<ul style="list-style-type: none"> Talking about school subjects Talking about age and origin Asking personal questions Pronunciation: /æ/, /eɪ/ 	<ul style="list-style-type: none"> Matching people to adjectives Completing notes 	<ul style="list-style-type: none"> a school timetable a short description for the school Class Book an email about yourself
People and school pp. 18-19 Skills Practice							
p. 20 Enta the Dragon		p. 21 Fun Time			pp. 22-23 Modular Revision 1		
2 pp. 24-31	<ul style="list-style-type: none"> Who am I? My first things What I can do! Who's your favourite star? 	<ul style="list-style-type: none"> appearance personal things activities 	<ul style="list-style-type: none"> <i>Have got</i> Plurals <i>this-that/these-those</i> <i>Can</i> (ability) 	<ul style="list-style-type: none"> A dialogue (sentence completion) A project (matching) An article (sentence completion) A blog (sentence completion) 	<ul style="list-style-type: none"> Describing people Buying things Talking about ability Pronunciation: /s/, /z/, /tʒ/ 	<ul style="list-style-type: none"> Listening for specific information Identifying key information 	<ul style="list-style-type: none"> a short description of yourself a project about your fabulous firsts a blog entry about your favourite star
People and social life pp. 32-33 Skills Practice							
p. 34 Myths & Legends (The Little People)		p. 35 Fun Time			pp. 36-37 Modular Revision 2		
pp. 38-39 ACROSS CULTURES: School Days Around the World!				CLIL TIME: Where the name fits the place! (Geography)			
3 pp. 40-47	<ul style="list-style-type: none"> A family weekend This is my day Doing my job All about Lewis! 	<ul style="list-style-type: none"> family daily routines jobs 	<ul style="list-style-type: none"> Possessive Case Present Simple Prepositions of time Adverbs of frequency <i>Love/Like/Hate + -ing</i> 	<ul style="list-style-type: none"> A dialogue (T/F) Articles (multiple matching) An interview (sentence expansion) An article (matching) 	<ul style="list-style-type: none"> Talking about families Talking about daily routines Making arrangements Pronunciation: 3rd person singular 	<ul style="list-style-type: none"> Listening for gist Identifying key information 	<ul style="list-style-type: none"> a family tree compare your typical weekday with Ramla's or Felipe's a short article about a sports person
People, social life and work pp. 48-49 Skills Practice							
p. 50 Enta the Dragon		p. 51 Fun Time			pp. 52-53 Modular Revision 3		





MODULE	TOPIC	VOCABULARY	GRAMMAR	READING	SPEAKING & FUNCTIONS	LISTENING	WRITING
4 pp. 54-61	<ul style="list-style-type: none"> Who's in the house? Unusual houses My neighbourhood My new house 	<ul style="list-style-type: none"> rooms, furniture and appliances places 	<ul style="list-style-type: none"> <i>There is/are</i> Object Pronouns Prepositions of place Imperative 	<ul style="list-style-type: none"> A dialogue (sequencing) An article (sentence completion) A note (comprehension) An email (finding information) 	<ul style="list-style-type: none"> Describing rooms Talking about locations Asking for and giving directions Pronunciation: /θ/, /ð/ 	<ul style="list-style-type: none"> Listening for specific information 	<ul style="list-style-type: none"> a list about your dream house a few sentences about your neighbourhood an email about your new house
	Places of residence pp. 62-63 Skills Practice						
p. 64 Myths & Legends (Dreamcatcher)		p. 65 Fun Time		pp. 66-67 Modular Revision 4			
pp. 68-69		ACROSS CULTURES: Famous Houses Around the World			GO GREEN: Green Careers		
5 pp. 70-77	<ul style="list-style-type: none"> The Dragon Ride Celebrations My favourite sport Plans for next weekend 	<ul style="list-style-type: none"> (free-time) activities celebrations sports 	<ul style="list-style-type: none"> Present Continuous Present Continuous with future meaning Present Simple – Present Continuous 	<ul style="list-style-type: none"> A dialogue (making predictions) A postcard and an email (multiple matching) Short texts (matching) An email (multiple choice) 	<ul style="list-style-type: none"> Describing actions happening now Inviting – Accepting/ Refusing Pronunciation: /tj/ 	<ul style="list-style-type: none"> Multiple matching Identifying key information 	<ul style="list-style-type: none"> a short email a short paragraph an email about your plans
	Family, social life, sports and culture pp. 78-79 Skills Practice						
p. 80 Enta the Dragon		p. 81 Fun Time		pp. 82-83 Modular Revision 5			
6 pp. 84-91	<ul style="list-style-type: none"> Junior Cooks Food matters! Fast food Eating out 	<ul style="list-style-type: none"> food/drinks containers 	<ul style="list-style-type: none"> <i>A/An – Some/ Any</i> <i>A lot of/ much/many</i> <i>Must</i> <i>Can</i> (permission) 	<ul style="list-style-type: none"> A dialogue (comprehension) An article (T/F/DS) Short texts (matching) An email (gap fill) 	<ul style="list-style-type: none"> Talking about food/quantity Ordering at a fast food restaurant Talking about rules Asking for permission Pronunciation: /i/, /i:/ 	<ul style="list-style-type: none"> Completing a poster/school rules 	<ul style="list-style-type: none"> a few sentences a poster an email about a new restaurant
	Food pp. 92-93 Skills Practice						
p. 94 Myths & Legends (The Horn of Plenty)		p. 95 Fun Time		pp. 96-97 Modular Revision 6			
7 pp. 98-105	<ul style="list-style-type: none"> The Fire of London Music to my ears It was fun! Last weekend 	<ul style="list-style-type: none"> places musical instruments places of entertainment 	<ul style="list-style-type: none"> <i>was/were</i> <i>There was/were</i> Past Simple (regular) 	<ul style="list-style-type: none"> A dialogue (checking predictions) A story (comprehension) An email (identifying meaning from context) 	<ul style="list-style-type: none"> Talking about where you were Talking about musical instruments Describing a past event Pronunciation: /t/, /d/, /ɪd/ 	<ul style="list-style-type: none"> Matching people to places of entertainment Multiple matching 	<ul style="list-style-type: none"> a few sentences about your town a summary of a story an email about a place you visited
	Shopping and services pp. 106-107 Skills Practice						
p. 108 Enta the Dragon		p. 109 Fun Time		pp. 110-111 Modular Revision 7			
pp. 112-113		ACROSS CULTURES: Setting the World on Fire!			CLIL TIME: The Food Chain (Science)		

Language Review (pp. LR1-LR7)
Quiz Time (p. QT1)

Word List (pp. WL1-WL7)
Grammar Reference – Tenses

Let's Start!

Reading

1 Listen and read. Complete the speech bubbles.

Hello everyone, 😊
Here are some special wrist bands
for you. They've got special powers!
Lee, you've got the power of Air.
Harry, you've got the power of Fire.
Emma, you've got the power of Water
and, Mona, you've got the power of
Earth.
I wish you good luck! 😊 😊
Best wishes,
A secret friend

Hi! I'm Harry!
I've got the power of
1) _____! Great!

Hello, I'm Emma!
I've got the power of
2) _____! Super!

Hey, I'm Lee! I've got the
power of 3) _____!
Fantastic!

Hi! I'm Mona!
I've got the power of
4) _____!

The Alphabet

2 Listen and repeat. Which are vowels? Which are consonants?

Aa acrobat	Bb bat	Cc cat	Dd dog	Ee elephant	Ff flag	Gg girl	Hh hat	Ii insect
Jj jug	Kk kite	Ll lion	Mm map	Nn notebook	Oo onion	Pp pizza	Qq queen	Rr rabbit
Ss spider	Tt tree	Uu umbrella	Vv van	Ww window	Xx box	Yy yo-yo	Zz zebra	

3 a) Complete the crossword puzzle.

Across ►

1 4 6

Down

2 3 5

b) In three minutes, write six words with the letters below. You can use the letters more than once.

e r c p m t a b h n v

4 Talk with your friend.

Hi! I'm Emily. What's your name?

Jimmy.


How do you spell it?

J-I-M-M-Y.

Let's Play! (Let's get together!)

Student 1: Hi! I'm Alice.
 Student 2: Hello! I'm Becky.
 Student 3: Hey, I'm Carol.

Let's Start!



A - An

an apple

- We use **an** before nouns that start with a **vowel**.

a book

- We use **a** before nouns that start with a **consonant**.

1 a book

2 ___ board

3 ___ umbrella

11 ___ door

4 ___ pencil

10 ___ desk

6 ___ pen

9 ___ chair

5 ___ pencil case

8 ___ ruler

7 ___ atlas

1 **A or An?** Complete. Then, listen and check.

Colours

2 a) Listen and repeat.



blue



red



brown



green



grey




orange



pink



purple



white



black



yellow

b) Look at the picture in Ex. 1 and talk with your friend.



What colour is the book?

It's red.



Numbers

3 a) Listen and repeat. What are these numbers in your language?



b) Listen and circle the numbers you hear.

4 Talk with your friend.



- 1 A: What's your address?
 B: It's 3 Bluebell Street.
 A: How do you spell it?
 B: B-L-U-E-B-E-double L.
 A: What's your telephone number?
 B: It's six-oh-double four-nine-one-three-four.

5 Complete. Then, listen and check.

- twenty-one • ninety • seventy • thirty
- fifty • twenty-two

21 – twenty-one	60 – sixty
22 – _____	70 – _____
23 – twenty-three	80 – eighty
30 – _____	90 – _____
40 – forty	100 – a/one hundred
50 – _____	1,000 – a/one thousand

Ordinal numbers

6 Listen and repeat.

1 st first	9 th ninth	18 th eighteenth
2 nd second	10 th tenth	20 th twentieth
3 rd third	11 th eleventh	21 st twenty-first
4 th fourth	12 th twelfth	22 nd twenty-second
5 th fifth	13 th thirteenth	30 th thirtieth

7 Write these numbers in words.

- | | |
|------------------------------------|----------------------------|
| 1 28 th – twenty-eighth | 4 2 nd – _____ |
| 2 5 th – _____ | 5 30 th – _____ |
| 3 12 th – _____ | 6 3 rd – _____ |

Days of the week

8 a) Put the days in the right order. Then, listen and check.



- 1 Monday
- 2 _____
- 3 _____
- 4 _____
- 5 _____
- 6 _____
- 7 _____

b) Which days are school days? Which is your favourite day? Tell the class.

Let's Start!

Telling the Time

1 Listen and repeat.



It's four o'clock.



It's quarter past four.



It's twenty-five past four.



It's half past four.



It's quarter to five.



It's five to five.

2 Listen and repeat. Talk with your friend.



A: Excuse me. What time is it, please?

B: It's ten past six.

A: Thank you.

B: You're welcome.



1



2



3



4



5

Greetings

3 Listen and repeat. What are these greetings in your language?



1

Hi!/Hello!



2

Goodbye!/Bye!



3

Good morning!



4

Good afternoon!



5

Good evening!



6

Good night!

4 a) Listen. In pairs, read out the dialogue.



Mark: Good morning, John. How are you?

John: Hi, Mark. I'm fine. And you?

Mark: Not bad.


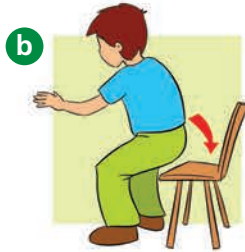
John: Oh, I'm late. Bye! See you later!

Mark: Goodbye!

b) Act out a similar dialogue.

Useful Language

5 Match.



- 1 Open your books.
- 2 Can I borrow your pen, please?

- 3 Be quiet, please.
- 4 Come to the board, please.

- 5 I don't understand.
- 6 Work in pairs.

- 7 Stand up!
- 8 Sit down!

6 Look at the pictures from the modules in this book. What do you think each module is about? Then, go through the contents and find the modules.




A Module



B Module



C Module



D Module



E Module



F Module



G Module

1a

New friends



Check these words

- playground • classroom • friendly • teacher • homework
- finish • game • greetings • players • assistant • call
- help • powers • lucky

SMALL TALK • Excuse me • Nice to meet you. • Welcome back!

1

Emma, Lee, Harry and Mona are in the school playground. It's their first day back.

Harry: School again!

Mona: We're in Room 4 this year.

Ricky: Excuse me, where's Room 4?

Emma: Oh, hi. I'm Emma and this is Mona. What's your name?

Ricky: I'm Ricky. Nice to meet you.

Mona: Come with us. You're in our class!



2

They are in the classroom.

Mr Harley: Good morning, children, and welcome back! I'm Mr Harley, your new teacher.


All: Good morning, Sir.

Emma: Oh, good! Mr Harley's really friendly.

Harry: Who's our IT teacher this year, Sir?

Mr Harley: I am!

Lee: Cool. IT is my favourite subject!



3

At Mona's house.

Mona: Time for homework!

Lee: Just let me finish this game!

ELF: Greetings, players!

Lee: Are you the assistant from Mona's computer game?

ELF: That's right! I'm an Electronic Life Force, but you can call me ELF! I'm here to help you.

Mona: New powers, a new teacher and a new friend. We're so lucky!



Reading

1 Who is a new classmate? Who is a new electronic friend? Read the dialogue quickly and answer the questions. Then, listen, read and check your answers.

2 a) Read the dialogue again and match.

- | | | | |
|---|--------------------------|---|----------------------------|
| 1 | The children are ... | a | their new teacher. |
| 2 | Mr Harley is ... | b | from Mona's computer game. |
| 3 | IT is ... | c | in the school playground. |
| 4 | ELF is the assistant ... | d | Lee's favourite subject. |

b) Give the dialogue a new title.

Vocabulary

3 Complete. Then, listen and check.

• Art • Music • Science • Geography • ~~Maths~~ • English

	9:30	10:45	11:45
Monday	English	Maths	_____
Tuesday	History	IT	_____
Wednesday	_____	Science	PE
Thursday	_____	_____	IT
Friday	History	PE	_____

4 Talk with your friend.

A: What time is English on Monday?

B: It's at 9:30.

Let's Play! (What's the subject?)

Teacher: Is Big Ben in London?

Student: Geography!

Grammar (The verb 'to be')

I **am** (I'm) Tina.

He **is** (He's) very friendly.

She **is not** (isn't) in my class.

Are they in Room 5? **Yes**, they **are**./No, they **aren't**.

5 Read, choose and complete.

- A is C favourite E lesson G friendly
 B are D am F English H school

Hello. My name 1) **A** Charlie. I 2) _____ ten years old and I am in Year 6 at 3) _____. The name of my school is Green Valley School. My favourite subjects are History and 4) _____. My favourite days 5) _____ Mondays and Wednesdays. On Mondays, my History lesson is at 8:45, and on Wednesdays, my English 6) _____ is at 11:35. My 7) _____ teacher is Mrs Hill. She's really 8) _____!



6 Make the questions. Then, read the text in Ex. 5 again and answer them.

- Charlie/nine years old?
- he/in Year 5?
- the name of his school/Green Allen School?
- his favourite subjects/Maths and PE?
- his favourite days/Tuesdays and Thursdays?

Writing

7 **PORTFOLIO** Write your school timetable. Use Ex. 3 as a model. Present it to the class.



Check these words

- sweet • trendy • lucky number
- football team • animal • really • big



Reading

1 **Dictionary work:** Put the adjectives below in alphabetical order. What do they mean in your language? Look them up in your dictionary and say.

• noisy • funny • friendly • sweet • hard-working • clever • trendy • polite

2 Read the first sentence of each paragraph. Who's *friendly? polite? hard-working? funny?* Tell the class.

HAMPTON SCHOOL

Class Book

All About Me! class 5B



I'm quite noisy, but I'm very funny! My favourite colour is green. My lucky number is thirteen, and my favourite football team is Manchester United.



I'm polite and very trendy! My favourite subjects are IT and English. My favourite colour is yellow, and my lucky number is eleven!



I'm very friendly and sweet! My favourite subjects are Art and Music. My favourite day is Saturday, and my favourite animal is my dog, Missy!



I'm really hard-working and very clever! Ha, ha! My favourite subjects are Music and IT. My favourite football team is Arsenal, and my favourite colour is red, of course!

3 a) Listen to and read the text. Complete the sentences.

- 1 Harry's favourite colour is _____ . 3 Emma's lucky number is _____ .
 2 Mona's favourite day is _____ . 4 Lee's favourite subjects are _____ and IT.

b) **THINK** Choose a character. In three minutes, say what you remember about him/her.

Words Vocabulary

4 Match the opposites. Then, listen and check.



1 **E** serious



2 clever



3 hard-working



4 polite



5 noisy



A quiet




B rude



C silly



D lazy



E funny

Let's Play! (What's the word?)

What is your friend like? Mime an adjective for the class to find out.

Grammar (Subject Pronouns & Possessive Adjectives)

5 Complete the Grammar box.

Subject Pronouns	Possessive Adjectives
I	my
_____	your
he/_____/it	his/her/its
we	our
you	your
_____	their

6 Replace the words in bold with the correct pronoun.

- Kelly is very friendly. **She** _____
- Ian and Derek are very funny. _____
- Rita and I are in the same class. _____
- My class is very big. _____
- How old is Tom? _____
- You and Carol are very trendy. _____

7 Read and choose.

- They're my teachers. _____ names are Mr Avis and Miss Smith.
 A Their B His C Her
- I'm Sophie and this is _____ friend, Fiona.
 A her B his C my
- She's very trendy. _____ favourite colour is pink.
 A Your B Her C Its
- _____ Maths lesson is in Room C, Mark.
 A Her B Your C Its
- Mr Evans is _____ new IT teacher. We like him a lot!
 A our B your C his

Listening

8 Listen to Tina talking about her school friends. Listen and match.



- Blake
- Charlie
- Olivia
- Isabel
- Oscar

- polite
- trendy
- quiet
- clever
- noisy

Speaking and Writing

9 a) What are you like? What's your favourite colour? football team? subject? lucky number? Talk with your friend.

b) **PORTFOLIO** Write a short description about yourself for your school Class Book.

1c

Where in the world?

Words Vocabulary

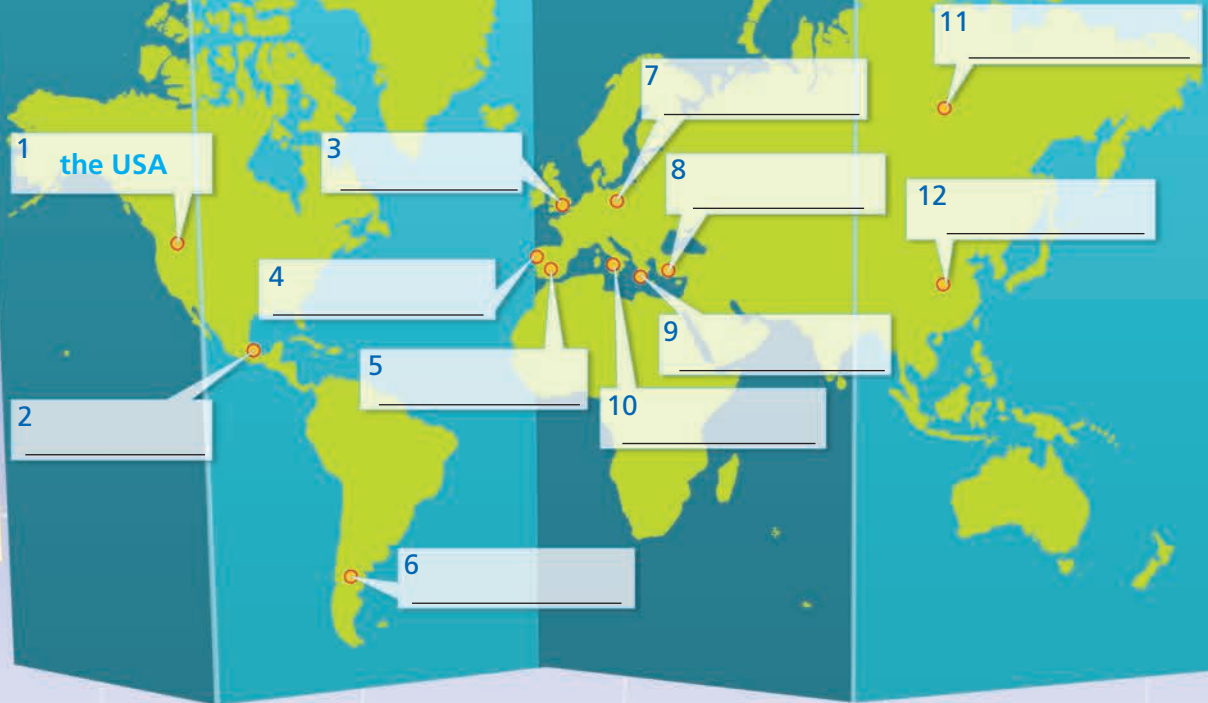


Check these words

- world • countries • nationalities
- journey • famous • painter • palace
- square • composer • capital
- continent • begin • Europe • America
- Asia • Africa • Antarctica • Australia

1 Write the countries. Then, listen and check.

- the UK
- the USA
- Greece
- Spain
- Turkey
- China
- Argentina
- Russia
- Italy
- Poland
- Mexico
- Portugal



2 Match the nationalities to the countries.

- | | | | | | | | |
|--------------|-------|------------|-------|-----------|-------|---------------|-------|
| a Portuguese | 4 | d American | _____ | g Italian | _____ | j Polish | _____ |
| b Turkish | _____ | e Russian | _____ | h Spanish | _____ | k Argentinian | _____ |
| c British | _____ | f Greek | _____ | i Chinese | _____ | l Mexican | _____ |

3 Talk with your friend.



1 A: How old is Rupert Grint?
B: He's ... years old.

A: Where is he from?
B: He's from the UK. He's British.

Journey Around the World



Everyday English (Asking personal questions)

4 a) Listen. In pairs, read out the dialogue.

Tom: Hi! My name's Tom. What's your name?

Vicky: Hi, Tom. I'm Vicky. Nice to meet you.

Tom: Nice to meet you, too! Where are you from?

Vicky: I'm from Italy. I'm Italian. Where are you from?

Tom: I'm from the USA. I'm American.

Vicky: Welcome to our school, Tom.

Tom: Thanks.

b) You are at an International school. Work in pairs. Replace the words in bold and make your own dialogue. Use phrases from the box.

- | | |
|---------------------|--------------------------|
| • Hi! My name's ... | • Where are you from? |
| • What's your name? | • Welcome to our school. |
| • Nice to meet you! | |



Grammar (Question Words)

Who: asks about a person – *Who is she? My friend, Vicky.*

What: asks about a thing – *What is it? A rubber.*

Where: asks about a place – *Where are you from? I'm from the USA.*

How old: asks about age – *How old is Patrick? Ten.*

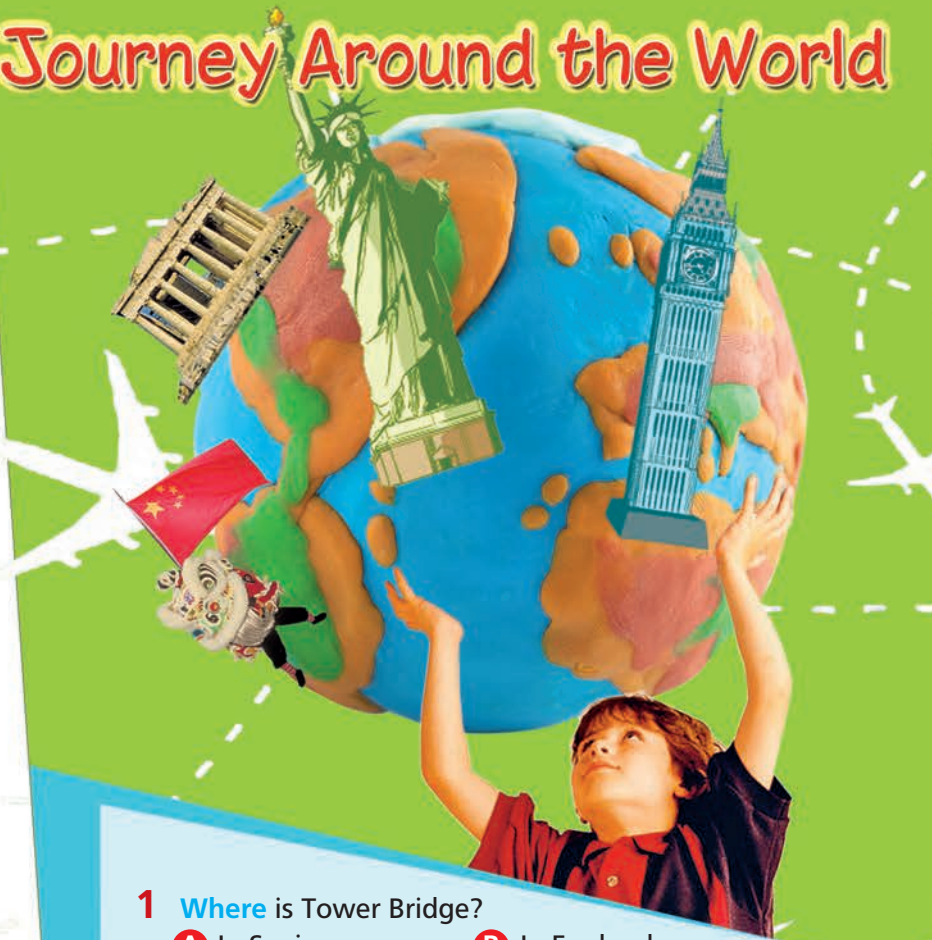
When: asks about time – *When is your birthday? In May.*

5 Fill in the gaps with question words. Then, in pairs, answer them.

- _____ is your name?
- _____ are you from?
- _____ old are you?
- _____ is your favourite colour?
- _____ is your English teacher this year?
- _____ is our English lesson? In Room 5?

6 a) Complete the questions and do the quiz. Check your answers with your teacher.

b) **THINK @** In groups, prepare a similar quiz.



1 **Where** is Tower Bridge?

A In Spain

B In England

2 _____ is Chinese New Year?

A In May or June

B In January or February

3 _____ is a famous Italian painter?

A Leonardo da Vinci

B Leonardo DiCaprio

4 _____ old is the Parthenon?

A 2,500 years

B 1,500 years

5 _____ is Topkapi Palace?

A In Turkey

B In Mexico

6 _____ is the name of a square in Russia?

A Red Square

B St Mark's Square

7 _____ is a famous Polish composer?

A Amadeus Mozart

B Fryderyk Chopin

8 _____ is the capital of Portugal?

A Lisbon

B Madrid

Did you know?

All the continents begin and finish with the same letter: Europe, America, Asia, Africa, Antarctica, Australia!





Check these words

- student • actor • character
- actress • pen pal



Reading

- 1 a) What kind of a text is it? Tell the class.
- b) Choose and complete. Then, listen, read and check your answers.

A student B lucky C are D colour E from F and

From: Ruby@AbCd...com
To: Tina@AbCd...com
Subject: Hi!

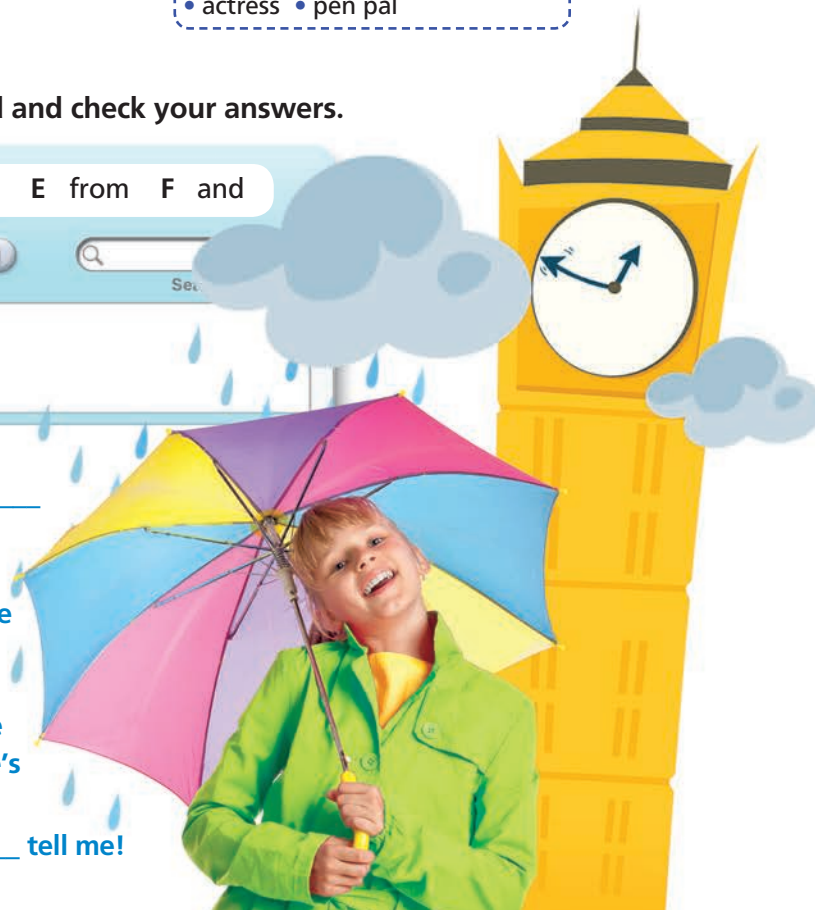
Hello!

My name's Ruby Gibbs and I'm 1) _____ London, UK. I'm 9 years old and I'm a 2) _____ at West Park School.

I'm very friendly and funny. My favourite subjects 3) _____ Music and Art. My favourite 4) _____ is green and my 5) _____ number is nine. My favourite actor is Taylor Lautner. He's American. He's fantastic!

What about you? Please write 6) _____ tell me!

Ruby



2 Read and answer the questions.

- 1 Where's Ruby from?
- 2 How old is she?
- 3 What's the name of her school?
- 4 What is Ruby like?
- 5 What are her favourite subjects?
- 6 Who's her favourite actor?

Pronunciation

- 3 Listen and tick (✓). Then, listen and repeat.

	/æ/	/eɪ/
name		
back		
am		
game		
thanks		
Spain		
play		
great		

Let's Play! (Find your pair!)



Capital Letters

In English, we use capital letters for:

- names (*Mary*)
- school subjects (*Maths*)
- cities and countries (*Paris, France*)
- the personal pronoun 'I' (*I'm Tina.*)
- days of the week (*Friday*)
- months (*May*)
- the first word in a sentence (*How old are you?*)

4 Study the *Writing Tip*. Correct the sentences.

- our art class is on fridays.
Our Art class is on Fridays.
- they are gina and ted johnson and i'm their teacher.

- mario is from lisbon, portugal.

- her birthday is in june.

- where is tina from?

- science classes are on mondays and wednesdays.

 Listening

5  Listen and complete.

Name: Seth Watts
Age: 1) _____
School name: 2) _____
 School _____
Character: friendly and 3) _____
Favourite school subjects: _____
 Science and 4) _____
Favourite colour: 5) _____
Lucky number: 6) _____
Favourite actor: Johnny Depp



 Speaking and Writing

6 Answer the questions.

- What's your name?
- Where are you from?
- How old are you?
- What's the name of your school?
- What are you like?
- What is your favourite subject/colour?
- What is your lucky number?
- Who is your favourite actor/actress?

7 Write an email to your pen pal about yourself. Use the plan below and Ex. 2 as a model.

.....
 Hello!
 Paragraph 1
 your full name, city and country you are from, age, name of school (*My name's ...* .)
 Paragraph 2
 about your character, your favourite school subjects, colour, lucky number, actor, etc (*I'm quite funny and ...* .)
 What about you?

SKILLS PRACTICE

Vocabulary Bank

School subjects

Art	Maths
English	Music
Geography	PE
History	Science
IT	

Character adjectives

clever	quiet
friendly	rude
funny	serious
hard-working	silly
lazy	sweet
noisy	trendy
polite	

Countries and nationalities

Argentina – Argentinian
 China – Chinese
 Greece – Greek
 Italy – Italian
 Mexico – Mexican
 Poland – Polish
 Portugal – Portuguese
 Russia – Russian
 Spain – Spanish
 Turkey – Turkish
 the UK – British
 the USA – American

Other

class	Room
classmate	school
classroom	student
homework	teacher
lesson	Year
playground	

Useful phrases

Excuse me.
 How old are you?
 Nice to meet you.
 Welcome back.
 What are you like?
 What's your favourite colour?
 What's your favourite football team?
 What's your lucky number?
 What's your name?
 When is your birthday?
 Where are you from?

Listening Comprehension

Before listening

- 1 What's your favourite subject? When is it?
- 2 Look at the people in Ex. 1. What kind of teachers are they?

Study TIP

Listening for specific information


(Multiple matching)

If there is a picture, familiarise yourself with it. Think of words that may appear in the recording. Listen to the recording carefully and complete the task. Remember: the distractor will also be mentioned.

- 1 You will hear a dialogue twice. On the basis of the information in the recording, match each name (1-5.) to the appropriate person in the picture (A-F). Careful! One person in the picture is extra.

- | | |
|--------------|--------------------------|
| 1. Mrs Smith | <input type="checkbox"/> |
| 2. Mr Jones | <input type="checkbox"/> |
| 3. Mrs Brown | <input type="checkbox"/> |

- | | |
|-----------------|--------------------------|
| 4. Mr Alden | <input type="checkbox"/> |
| 5. Mrs Williams | <input type="checkbox"/> |



Knowledge of Language Functions

StudyTip

Responding to situations
(Multiple matching)

Read the responses carefully and underline the key words. Try to guess the situations where you can use these key words.

2 For each situation (1.-5.), choose the appropriate response (A-F). Write the correct letter in the box next to each situation. Careful! One response does not match any of the situations.

1. You want to find out where a new student is from. What will you ask?

2. You are a new student and want to know where your class is. How will you ask?

3. A new student in your class asks how old you are. What will you say?

4. There is a new student in your class. How will you introduce yourself?

5. A new student asks if you are Italian. What will you say?

- A. Hi. I'm Dan. What's your name?
- B. No. I'm not. I'm Polish.
- C. Excuse me. Where's Room 5?
- D. When is Science?
- E. I'm from Poland. Where are you from?
- F. I'm eleven.

Knowledge of Language Means

3 Read the sentences (1.-4.) and look at the picture. Decide if the sentences are *True* or *False*. Put an (X) in the right box.



- 1. It's the Science Room.
- 2. He's a PE teacher.
- 3. She's noisy.
- 4. They're Italian.

True False

True	False
<input type="checkbox"/>	<input type="checkbox"/>
<input type="checkbox"/>	<input type="checkbox"/>
<input type="checkbox"/>	<input type="checkbox"/>
<input type="checkbox"/>	<input type="checkbox"/>

Reading Comprehension

4 Decide what each text (1.-3.) is about. Match the appropriate topic (A-D) with each text. Write the correct letter in each box. Careful! One topic does not match any of the texts.

A. Friend B. Address C. School D. Nationalities

① My name's Ada and I'm Polish. My friend Bob is from the UK. He is British. Gina is Italian and our friend Maria is from Mexico. Mr Simon is my Art teacher. He is American.

② Linda is from Toledo, Spain. She is Spanish. She is very hard-working and clever. She is eleven years old. We are good friends and our school is Elm Park. Her favourite subjects are IT and Art.

③ I am in Room 8B this year. My school is Elm Park and it is in Elm Street! On Mondays, my PE class is at 8 am and on Thursday my English class is at 10 am. My favourite teacher is Mrs Lane. She's very nice and funny.

▶ Workbook: 1f



Enta the Dragon

1 a) Listen and read.



b) Now, take roles and read again.

BREAK THE CODE


1 a) What's the message? Break the code and find out.

A B C D E F G H I J K L M N O P Q R S T U V W X Y Z
Z Y X W V U T S R Q P O N M L K J I H G F E D C B A



S	V	O	O	L	R	'	N	Z	O	V	C	
H												
R	'	N	U	I	L	N	H	K	Z	R	M	
D	S	V	I	V	Z	I	V	B	L	F		
U	I	L	N									

b) Write your own message in code. Give it to your friend to break it.



COOL SUBJECTS



A


Maths and English and Geography,
Art and Music and cool IT!
What about Science and History?
And please don't forget about PE!



What's your favourite subject?
Is it one of these?
What's your favourite subject?
Tell me, tell me, please!



123



1 Listen to the song.
List the school subjects
in alphabetical order.

2 Which is the top
favourite subject in
your class? Do a class
survey and find out.



Modular Revision 1

Vocabulary

1 Read and complete the sentences. (10 marks)

~~funny~~ clever lucky trendy
favourite hard-working

0. Diane is very **funny**. I like her jokes!
1. What is your _____ number? Thirteen?
2. Becky is very _____. Her clothes are super!
3. Harry's dad is very _____.
He's at work from nine to eight in the evening.
4. George is a very _____ student.
Look at his marks!
5. My _____ subject is Maths.

10

2 Write the nationalities. (10 marks)

0. Spain – **Spanish** 3. the USA – _____
1. Portugal – _____ 4. Greece – _____
2. Russia – _____ 5. Turkey – _____

10

Grammar

3 Complete the sentences. Use: **am, is, isn't, are, aren't**. (5 marks)

0. I **am** a student in Spain.
1. They _____ from Turkey. They're from Italy.
2. _____ Jack in your class?
3. Mr Evans _____ rude. He's very friendly!
4. Becky and I _____ very trendy.
5. Sue _____ sweet and polite.

5

4 Read and underline. (5 marks)

0. Who/What are you?
1. We/Our are in the same class.
2. Where/When is he from?
3. She is my new friend and she/her name is Betty.
4. He/His is in my IT class.
5. What/When is our Geography lesson?

5

Knowledge of Language Functions

5 Read and choose. (10 marks)

0. A: Hi! What's your name?
B: **a)** I'm Tony. b) I'm really funny.
c) His name is Tony.
1. A: Excuse me, where are you from?
B: **a)** I'm twelve years old. b) I'm from Spain.
c) It's Polish.
2. A: Nice to meet you!
B: **a)** Welcome back! b) Nice to meet you, too!
c) He's very friendly!
3. A: Welcome to our school!
B: **a)** Thanks. b) It's fun.
c) I'm in Room 6B.
4. A: What's your favourite colour?
B: **a)** My dog. b) Blue. c) Yes, it is.
5. A: What's your new teacher like?
B: **a)** She's really nice. b) She's from the USA.
c) She is in Room 5C.

10

Knowledge of Language Means

6 Read and choose. (10 marks)

Hello. 0. **A** name is Janusz. I am ten years old and I am in Year 6 at school. My birthday is in July. I'm clever and polite. My favourite 1. _____ is English. My favourite teacher is Mrs Nowak. 2. _____ really friendly! What about you? 3. _____ old are you? 4. _____ are you like? 5. _____ is your birthday? Write and tell me all about you!
Janusz

0. **A)** My B I C Your
1. A number B colour C subject
2. A He's B She's C They're
3. A How B What C Who
4. A Why B Who C What
5. A What B When C How

10

Listening Comprehension

7 Listen and put an (X). (15 marks)

0. When is their English lesson?



A.



B.



C.

1. What is Sue's favourite subject?



A.



B.



C.

2. Where is the Music lesson?



A.



B.



C.

3. Where is Tony from?



A.



B.



C.

15

NOW I CAN

- talk about school subjects
- say what I am like
- talk about countries and nationalities
- ask personal questions
- write an email to my pen pal

IN ENGLISH

Reading Comprehension and Writing

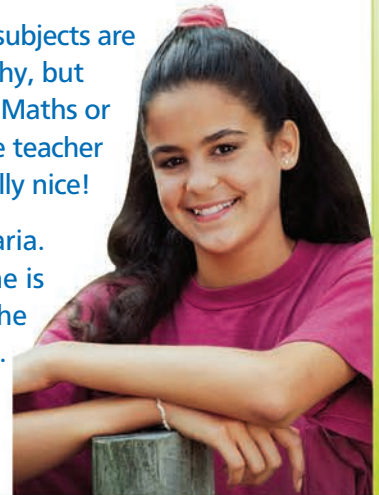
8 Read and write T (True) or F (False). (15 marks)

SYLVIA BROWN'S HOMEPAGE

Hi, my name is Sylvia and I'm eleven. I'm from Glasgow, Scotland. I am a student at McGraw School. I'm in Class 6B.

My favourite school subjects are History and Geography, but I'm not very good at Maths or Science. My favourite teacher is Mr Green. He's really nice!

My best friend is Maria. She is twelve and she is Russian. We are in the same class at school. Her favourite subjects are Maths and English.



- Sylvia is fifteen. F
- Sylvia is Scottish. _____
- Sylvia's favourite subject is Maths. _____
- Sylvia's favourite teacher is Mr Brown. _____
- Sylvia's best friend is from Russia. _____
- Maria is in a different school. _____

15

9 Use the following information to write Ben Smith's homepage. (20 marks)

Name: Ben
Age: Eleven
From: New York, USA
School: Hill School, Class 5A
Favourite School Subjects: History, English (not very good at Maths)
Favourite teacher: Miss Evans
Best friend: George, 10, British (Maths, IT)

20

Total 100



Check these words!

- Science Museum • brilliant • gallery
- cool • computer program • old
- top model • screen • best

SMALL TALK • Check this out. • No way!
• She looks like ...

1 Mona, Emma, Lee and Harry are at the Science Museum.

- Harry:** This is brilliant!
Emma: Hey! Check this out. It's the *Who am I?* gallery.
Lee: Who's that?
Emma: It's me! Look! I've got short dark hair!
Lee: No way! How?
Emma: It's a cool computer program.



2 The computer program is a lot of fun.

- Mona:** Ha, ha! Look at Harry! He's an old man! He's got grey hair and a beard!
Lee: Look at Mona! She looks like a top model.
Mona: This program is great!
Harry: Who are they?



3 There are four ELF people on the screen.

- Mona:** That's me! I'm an ELF!
Emma: Me, too!
Lee: That's so cool! But how?
ELF: Hello, everyone! Who am I?
Harry: Oh, ELF!



Reading

1 Look at the pictures and read the title. Think of two questions about the dialogue. Then, listen, read and see if you can answer them.

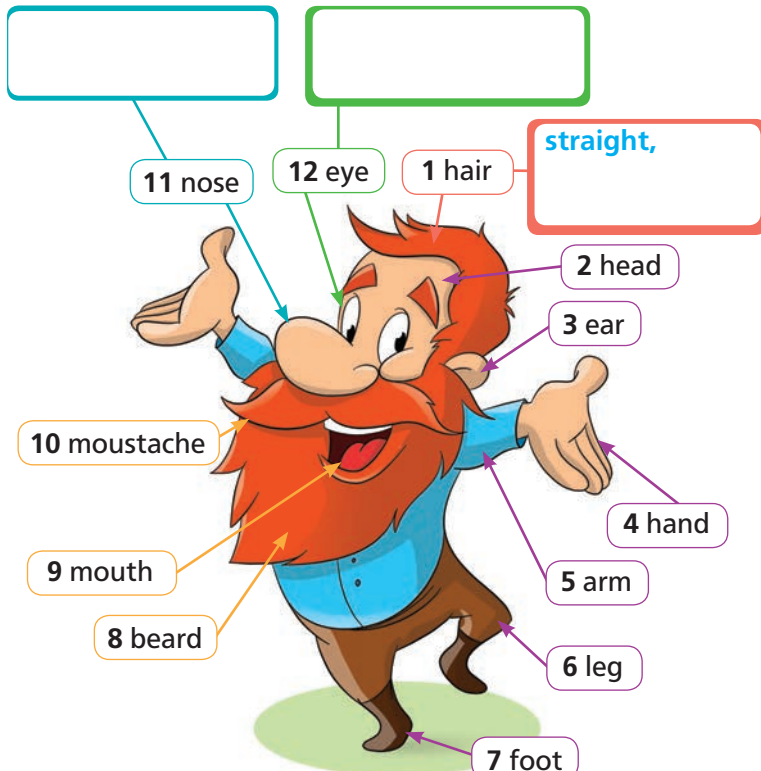
2 a) Read the dialogue again and complete.

- 1 Mona, Emma, Lee and Harry are at the **Science Museum**.
- 2 They are at the *Who am I?* g_____.
- 3 In the program, Emma has got s_____ dark hair.
- 4 Harry is an o_____ man and he's got g_____ hair and a b_____.
- 5 Mona looks like a t_____ model.
- 6 At the end, there are four ELF people on the s_____.

b) Now, use the sentences to give a summary of the dialogue.

Words Vocabulary

3 a) Listen and repeat.



b) Which of the following adjectives describe: hair? eyes? nose? Complete the boxes above.

- straight
- long
- blue
- curly
- short
- small
- wavy
- big
- green
- fair

Let's Play! (Check your teacher)

Student: *Close your eyes. Paul's got short fair hair. True or false?*

Teacher: *True!*

Grammar (Have got)

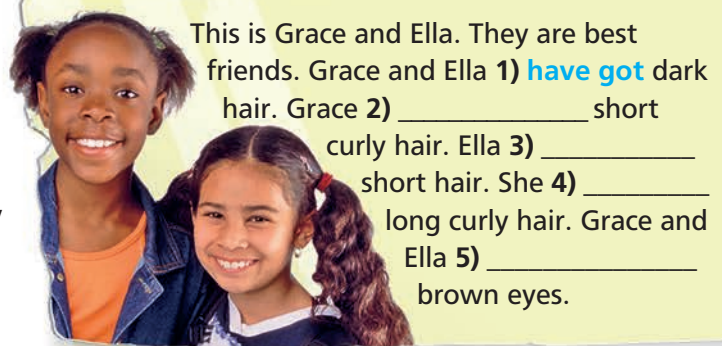
I have (I've) got blue eyes.

He has (He's) got long hair.

They have not (haven't) got big hands.

Have you got short hair? Yes, I have. / No, I haven't.

4 Look and complete.



5 Make questions. Then, look at the picture in Ex. 4 again and answer.

1 Grace and Ella/fair hair?

2 Grace/short hair?

3 Ella/short hair?

4 Grace and Ella/blue eyes?

Speaking and Writing

6 a) **THINK** Over to you: Imagine you are at the *Who am I?* gallery. What do you look like? Tell your friend.

b) **PORTFOLIO** Draw a picture and write a short description of what you look like at the *Who am I?* gallery. Present it to the class.

Look at me! I've got long curly hair and green eyes! I haven't got a beard or a moustache, but I've got a big nose!



Check these words

- fabulous • kindergarten • still • baby things
- of all time • bike • guess • wheels • sadly
- shop assistant • want • certainly
- How/What about ...? • That sounds good!

Words Vocabulary

1 a) Listen and repeat.



schoolbag



watch



lunchbox



handbag



glasses



roller skates



digital camera




helmet



mobile phone



skateboard



cap

T-shirt

laptop

jeans

trainers

b) Over to you: Which of these *have you/haven't you got*? Tell the class.

I've got a schoolbag. I haven't got a lunchbox.



Reading

2 How do you think the pictures are related to the text? Guess. Then, listen, read and check your answers.

FABULOUS Firsts

by David Stuart

This is my first lunchbox from kindergarten! I still love the Simpsons!



This is my first schoolbag. It's got a picture of Garfield on it. Garfield's a really cool cat!



These are my first trainers! They're so small! I've still got them in a special box with all my baby things!



This is my first watch. It's got a picture of Darth Vader on it! *Star Wars* is my favourite film of all time!



This is my first bike! Can you guess my favourite colour?



These are my first roller skates! They're white with yellow wheels. Sadly, they're too small for me now!



3 Read the text again and match.

- | | | |
|------------------------------|--------------------------------|--------------------------------|
| 1 <input type="checkbox"/> d | The Simpsons are on ... | a his first watch. |
| 2 <input type="checkbox"/> | Garfield is on ... | b for his first roller skates. |
| 3 <input type="checkbox"/> | David's first trainers are ... | c green. |
| 4 <input type="checkbox"/> | Darth Vader is on ... | d his first lunchbox. |
| 5 <input type="checkbox"/> | His first bike is ... | e in a special box. |
| 6 <input type="checkbox"/> | He's too big now ... | f his first schoolbag. |

Grammar (Plurals)

Regular nouns

-s:	cap – caps
-es:	bus – buses, glass – glasses, watch – watches, box – boxes, tomato – tomatoes
-ies:	diary – diaries BUT toy – toys
-ves:	leaf – leaves, life – lives

Irregular Nouns

child – children	woman – women	fish – fish
foot – feet	man – men	sheep – sheep
tooth – teeth	mouse – mice	person – people

4 Write the plurals.



- | | |
|-------------------------|----------------------|
| 1 (cap) two caps | 5 (bus) _____ |
| 2 (watch) _____ | 6 (skateboard) _____ |
| 3 (fish) _____ | 7 (mouse) _____ |
| 4 (tomato) _____ | 8 (T-shirt) _____ |

Grammar (this – that/these – those)


This is my cap and **these are** my trainers.

- We use **this/these** for things near us.

That is my bike and **those are** my roller skates.

- We use **that/those** for things far away from us.

5 Make sentences.



1 This is a bike.

Everyday English (Buying things)

6 a) Listen. In pairs, read out the dialogue.

Shop Assistant: Good morning. How can I help you?

Liam: Hello. I want to buy something for my sister.

Shop Assistant: Certainly. How about a handbag?

Liam: That's a good idea! How much is this red one, please?

Shop Assistant: It's £20.

Liam: OK. Here you are.

Shop Assistant: Thank you.

b) Replace the phrases in bold in the dialogue with phrases from the box. Then, take roles and act out the dialogue.

SHOP ASSISTANT	CUSTOMER
• What can I do for you?/ Do you need any help?	• I'd like ... • That sounds good!
• What about ...?	

7 Work in pairs and make your own dialogues. Talk about: a digital camera (€60), a cap (€15), a T-shirt (€12), etc. Use phrases from the box.

Speaking and Writing

8 a) **THINK** What are your *fabulous firsts*? Tell the class.

b) **PORTFOLIO** Choose three of your *fabulous firsts* and make a project. Use Ex. 2 as a model. Present it to the class.




Check these words

- incredible • surprise • at times • think • parrot
- languages • fast • even • give a lift • charity
- show • most • elbows • knees • at all • activity

Words Vocabulary

1 a) Listen and repeat. Then, match.

- | | | | |
|---------------|-------|--------------------|-------|
| 1 swim | e | 7 paint | _____ |
| 2 dance | _____ | 8 sing | _____ |
| 3 run | _____ | 9 drive a car | _____ |
| 4 whistle | _____ | 10 play basketball | _____ |
| 5 ride a bike | _____ | 11 ride a horse | _____ |
| 6 snowboard | _____ | 12 play football | _____ |



b) In three minutes, say and/or write what you *can*/*can't* do. Tell the class.

I can swim. I can't dance.

Reading

2 a) Read and complete with phrases from Ex. 1a.

Incredible Animals

Animals can surprise us at times – they can do things that we think only people can do!

Who's a clever girl? Bibi, the Grey African parrot, of course! She can say *hello* in twenty languages! Bibi can also 1) _____ and 2) _____!

Elephants are very clever animals. They can 3) _____ and 4) _____ very fast. They can 5) _____ and they can 6) _____, too! Hong, a famous elephant from Thailand, can even 7) _____!

Hey, Porter! Can you give me a lift? Porter is from New Zealand and he can 8) _____. Porter's car is a special car. He drives it for charity – to show the world just how clever dogs are!

b) **THINK** Say one thing that you remember from each text.

Did you know?

Most animals have got elbows and knees. The elephant is the only animal with four knees.

Grammar (Can)

3 Go through the Grammar box. Find examples in the text.

I **can** play football.
Derek **cannot (can't)** whistle.
Can they paint?
Yes, they can. / **No, they can't.**

4 Complete the sentences. Use: **can** or **can't**.

- I **can** dance.
- My friend _____ play basketball.
- My teacher _____ sing very well.
- My dad _____ whistle.
- I _____ ride a horse.
- My mum _____ drive a car.

Speaking

5 In pairs, ask and answer questions to complete the table.

Can you swim?



Yes, I can.
I can swim
really well.



Yes, I can,
but not
very well.



No, I can't.
I can't swim
at all.

Can you ...?	Me	My Friend
swim		
ride a horse		
whistle		
sing		
play basketball		
paint		
dance		
ride a bike		


A: Billy, can you swim?

B: Yes, I can. I can swim very well.

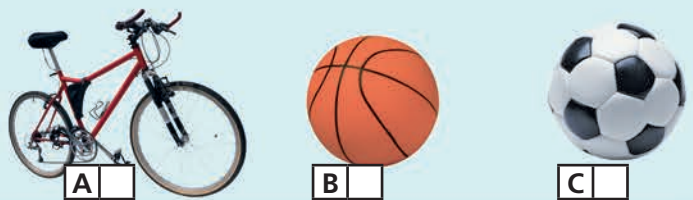
Listening

6 Listen and put an (X).

1 What can Ben do?




2 What is Diana's favourite activity?



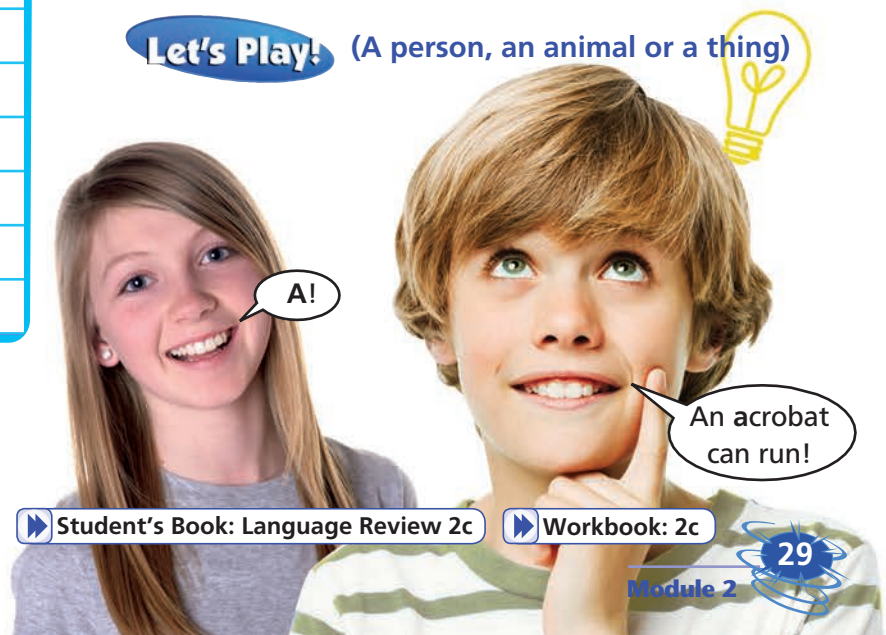
3 What time can Kelly and her friend go swimming?



4 Who is Chico?



Let's Play! (A person, an animal or a thing)



Check these words

- blog entry • fact file • TV programme
- job • birthday • video games • post
- comment • guitar • piano

Reading

- 1 Look at the blog entry. Who is Maggie's favourite actor? What do you know about him? Tell the class.
- 2 Use the fact file to complete the blog entry. Then, listen and check your answers.

B Blogger

Who's your favourite star?

Christopher Ashton 1) **Kutcher** is my favourite actor. He is from 2) _____, Iowa, USA. Ashton has got 3) _____ hair and brown eyes. His birthday is on 7th February, 1978. He is in a TV programme called 4) _____. It's very funny! His character's name is *Walden Schmidt*. His favourite things are music and 5) _____. Ashton can 6) _____, too! Maggie, 11

Post a comment



Name: Christopher Ashton Kutcher
Job: actor
Where he is from: Cedar Rapids, Iowa, USA
Hair Colour: brown
Eye Colour: brown
Birthday: 7 February, 1978
TV Programme: Two and a Half Men
TV character: Walden Schmidt
Favourite things: music, video games
What he can do: snowboard

- 3 **ROLE PLAY:** Your friend wants to know about Ashton Kutcher. Answer his/her questions.

Can I ask you some questions about Ashton Kutcher?

Yes, of course.

Where is he from?

He's from ...

Pronunciation

- 4 Listen and tick (✓). Listen and repeat.

	/s/	/z/	/vz/
caps			
eyes			
watches			
glasses			
bikes			
games			
lunchboxes			
helmets			

5 Study the *Writing Tip*. Then, rewrite the sentences. Use correct punctuation.

- 1 Where is Sue from
Where is Sue from?
- 2 Hes my brother, Adam

- 3 I can dance whistle and sing

- 4 Shes got beautiful hair

- 5 Hes a great actor

- 6 Ive got a camera a watch and a skateboard

Writing Tip

Punctuation

We use a **full stop** (.) after affirmative & negative sentences.
I'm at home. I'm not at work.

We use an **apostrophe** (') for short forms.
It's my car.

We use a **question mark** (?) after interrogative sentences.
Is Sam here?

We use a **comma** (,) to separate a list of items.
I want a bike, a laptop and a CD.

We use an **exclamation mark** (!) after sentences expressing strong feeling.
I've got a new bike!

Listening

6 a) Listen and choose.

Name: Katy Perry

Job: singer

1) **Where she is from:** Santa Barbara,
A California, USA B Florida, USA

2) **Eye colour:** A green B blue

3) **Birthday:** A 25 September, 1984 B 25 October, 1984

4) **Favourite things:** A trainers, cats B bikes, cats

What she can do: sing, dance,
play the guitar and the piano

b) Use the fact file to present Katy Perry to the class.



Speaking and Writing

7 Think of your favourite star and make notes under the following headings.

- Name/job
- Where he/she is from
- Eye/hair colour
- Birthday
- Favourite things
- What he/she can do

8 Write a blog entry about your favourite star. You can use the blog in Ex. 2 as a model.

B Blogger ✎ ☰

_____ is my favourite _____.

_____ birthday is _____.

Language Tip

Adjectives are the same in singular and plural form.
a **green** box – **green** boxes

SKILLS PRACTICE

Vocabulary Bank

Appearance

arm	head
beard	leg
curly	long
ear	moustache
eye	mouth
foot	nose
hair	straight
hand	wavy

Personal things

cap	mobile phone
digital camera	roller skates
glasses	schoolbag
handbag	skateboard
helmet	trainers
jeans	T-shirt
laptop	watch
lunchbox	

Actions

dance	ride a horse
drive a car	run
paint	sing
play basketball	snowboard
play football	swim
ride a bike	whistle

Other

at all	think
brilliant	very well
love	want

Useful phrases

Do you need any help?
 give a lift
 Here you are.
 How can I help you?
 What do you look like?
 Who's your favourite star?

Listening Comprehension

Before listening

- 1 What are your favourite personal things?
- 2 What sports can you do?



Listening for specific information
(Yes/No)

Read the sentences and underline the key words.
Listen and complete the task.

- 1 You will hear two people talking twice. On the basis of the information in the recording, decide whether the sentences (1.-4.) are true (YES), or false (NO). Write (X) in the appropriate box.

1. Maggie has got a basketball.
2. Maggie can skateboard really well.
3. Tim can't skateboard.
4. Maggie's favourite singer is Beyoncé.

	YES	NO
1.		
2.		
3.		
4.		

Knowledge of Language Functions

- 2 Read the dialogues (1.-3.). Complete them with the appropriate responses (A, B or C).

1. X: Can you play football?
 Y: _____
 A. Football is my favourite sport.
 B. No, I can't.
 C. I have got a football.
2. X: Has your sister got long hair?
 Y: _____
 A. No, she's my sister.
 B. No, she's short.
 C. No, she's got short hair.
3. X: Are these your trainers?
 Y: _____
 A. Yes, they are.
 B. No, it isn't.
 C. No, I haven't got.



Knowledge of Language Means

StudyTip

Text completion

Read the text carefully and identify what is missing in each gap (*noun, verb, etc.*). Remember that you can't change the words given. Read the completed text to see if it makes sense.

- 3 Read the text. Out of the words given in the box, choose the ones which correctly fill in the gaps (1.-3.). Write the appropriate letter (A-F) next to the number of each gap. Careful! Three words are extra and do not match any of the gaps.



- A. paint
- B. leg
- C. read
- D. dance
- E. play
- F. nose

Snoopy

My favourite cartoon character is Snoopy. He is a very clever dog. Snoopy has got big ears and a small 1. _____ . He has got a dog house and his best friend is a silly yellow bird called Woodstock. Snoopy can't talk, but he can

2. _____ books. His favourite things are his sunglasses and dog bones. Snoopy can sing and 3. _____ very well to music. He is very funny!



Reading Comprehension

- 4 Read the text. Choose the correct answer. Put an (X) in the box next to the correct answer (A, B or C).

To: Kevin

From: Paul

Re: Greetings from Summer Camp!

Hi, Kevin!

How are you? I am at Green Summer Camp. You can't swim or ride a bike here, but you can ride a horse or play football and basketball. My favourite activity is basketball!

I have got a new friend. Her name is Ania. She's Polish. She is tall with long straight hair. Ania can ride a horse very well, but she can't play basketball or football!

We've got horse riding lessons every day at ten. In the afternoon, after three, we can play basketball or football. Then, after five, we can have painting lessons! It's great!

Write soon,
Paul

1. What can you do at Green Summer Camp?



A.



B.



C.

2. What does Ania look like?



A.



B.



C.

3. What can Ania do really well?



A.



B.



C.

4. What time are the horse riding lessons?



A.



B.



C.

▶ Workbook: 2f



THE LITTLE PEOPLE



Check these words

- legends • pointy • bright • drawing
- hear • forests • lakes • make shoes
- pots of gold • find • end • rainbows • catch
- trick • ugly • strong • change into • caves
- bridges • scary • sun • turn into • rock



Elves are short magical people with pointy ears! Elves have got big bright eyes, too! Elves' favourite things are drawing and music. Elves can see and hear really well and they are very quiet and polite. Their homes are in forests or near lakes. Their favourite colours are green and grey.



Leprechauns are like little old men with red hair and pointy ears! They have got green clothes and a green hat. A leprechaun's job is to make shoes for elves and fairies. They have got pots of gold and you can find them at the end of rainbows! Catch a leprechaun and you can find out where his pot of gold is! But be careful! Leprechauns are very clever and they can trick you!

Trolls are very small or very big, but they are always ugly! Trolls are very strong, too! They can change into an animal or even a beautiful woman. Trolls' homes are in caves or under bridges and they are very scary! Trolls can't go out in the sun because it can turn them into a rock!



1 Look at the pictures. Which of the little people (*elves, leprechauns, trolls*) are the sentences about? Guess. Then, listen, read and check your guesses.

- 1 They have got pointy ears.
- 2 They have got red hair.
- 3 They are ugly.
- 4 They look like old men.
- 5 They have got green clothes and a green hat.
- 6 They are quiet and polite.

2 Read the texts again. Complete the sentences.

- 1 Elves' favourite things are _____ and _____.
- 2 Elves' homes are in _____ or near _____.
- 3 You can find a leprechaun's pot of gold at the end of a _____.
- 4 A leprechaun's job is to make _____.
- 5 Trolls can change into an _____ or a beautiful _____.
- 6 Their homes are in _____ or under _____.

3 Tell the class two things you remember about each little person.

4 **THINK** Think of your own little person. Give it a name. What is he/she like? Where is his/her house? What can he/she do? Draw a picture. Present it to the class.

AMAZING ANIMALS!

- 1 **PORTFOLIO** @ Read about these amazing animals! Then, find information about some more **amazing animals**! Present it to the class.

Tillman can skateboard 100m in 20 seconds!



Nora the cat can play the piano.



Sweet Pea, an Australian dog, can walk 100m with a can on its head in 2 minutes and 55 seconds!



Ha ha ha!



My fantastic things!


My trainers, my handbag,
My teddy bear, Texan,
My skateboard, my camera,
My comic collection!



*These are my things,
They're my favourite things,
My favourite belongings,
My fantastic things!*



My football, my mobile,
My laptop computer,
My jeans and my T-shirts,
My bike and my scooter!



- 1 Listen and read. Which of the items mentioned in the song can you see in the picture?


- 2 **THINK** Make a top five list of your favourite things. Why are they your favourite?



Modular Revision 2

Vocabulary

1 Complete the words. (5 marks)



5

2 Complete the sentences. (10 marks)

0. Can you **e i d r** ride a horse?

1. I can't **e w h l i s t** .
Can you?

2. I can sing and I can **e n d c a** !

3. My baby brother can't **w i m s** yet!

4. Can you **a n p t i** a picture?

5. My mum can't **r v d e i** a car.

10

Grammar

3 Circle the correct item. (5 marks)

0. _____ glasses are my brother's.

A This B That **C These**

1. My aunt has got three _____ .

A child B childs C children

2. Here you are. _____ is your pen.

A This B Those C These

3. Lions have got big _____ .

A tooth B teeth C tooths

4. _____ man over there is my teacher.

A Those B That C These

5. _____ have got small ears and long tails.

A Mouse B Mouses C Mice

5

4 Complete the sentences. Use: **have/haven't got, has/hasn't got, can/can't**. (10 marks)

0. My dad **can** play the piano really well.

1. My sister _____ long curly hair.

2. My friend _____ long hair. Her hair is short.

3. Dogs _____ fly!

4. Elephants _____ big ears.

5. Parrots _____ hair.

10

Knowledge of Language Functions

5 Read and choose the right response. Careful! One response will not be used. (10 marks)

0 Your brother wants to know what your friend you go skateboarding with is like. What will you say? **A**

1 You want to know how much a skateboard costs. How will you ask for the price?

2 You would like to know if your friend can skateboard. How will you ask?

3 Your sister suggests buying a skateboard as a gift for your friend. What will you answer?

4 You don't remember what kind of hair your friend's brother has. How will you ask about it?

5 Your friend's brother asks you if you like skateboarding. What will you answer?

- A** She's got short red hair and blue eyes.
B That's a good idea! He loves skateboards!
C Has he got wavy or curly hair?
D Of course. I can skateboard really well!
E How much is this skateboard, please?
F No, thanks. I can't skateboard.
G Can you skateboard?

10

Knowledge of Language Means

6 Look at the picture and read the sentences. Circle **True** or **False**. (10 marks)



- | | |
|----------------------------------|---|
| 0. He has got short curly hair. | <input checked="" type="radio"/> True / <input type="radio"/> False |
| 1. He can play football. | <input type="radio"/> True / <input type="radio"/> False |
| 2. His helmet is green. | <input type="radio"/> True / <input type="radio"/> False |
| 3. She can ride a bike. | <input type="radio"/> True / <input type="radio"/> False |
| 4. Her cap is red. | <input type="radio"/> True / <input type="radio"/> False |
| 5. She's got long straight hair. | <input type="radio"/> True / <input type="radio"/> False |

10

Listening Comprehension

7 Listen and match the people to their favourite things. (20 marks)

PEOPLE

0. Robert
1. Donna
2. Neil
3. Amy
4. Jess
5. Shane

THINGS

- A skateboard
- B mobile phone
- C watch
- D roller skates
- E handbag
- F trainers

20

NOW I CAN

- describe people
- talk about my favourite things
- talk about ability
- write about my favourite star
- talk about elves, leprechauns and trolls

IN ENGLISH

Reading Comprehension and Writing

8 Read and write **T (True)** or **F (False)**. (10 marks)

✖
✉ Mail

★
☆
←
→
🔍
👤
📁

Hi, I'm Stephanie and I'm ten years old. I'm from the UK. My hobby is collecting handbags. I've got a great collection of handbags. I've got handbags from all around the world! I've got them in all different colours, too. My favourite handbag is from Italy. It's green, my favourite colour!

I like handbags because I can take them with me every day! I'm really proud of my collection. What about you? Have you got a collection?

Write back soon.
Stephanie



- | | |
|--|------------------------------------|
| 0. Stephanie is ten years old. | <input checked="" type="radio"/> T |
| 1. She's American. | <input type="radio"/> |
| 2. Stephanie has got a lot of handbags. | <input type="radio"/> |
| 3. She's only got handbags from one country. | <input type="radio"/> |
| 4. Her favourite handbag is Spanish. | <input type="radio"/> |
| 5. She likes the colour green. | <input type="radio"/> |

10

9 Use the notes to write Tom's email about his collection. (20 marks)



Name: Tom

Age: 11

Is from: the USA

Hobby: collecting watches from all over the world

Favourite watch: from Russia/blue

Likes watches because: I can wear them every day

20

Total 100



School Days Around the World!

Check these words

- eat • lunch
- primary • secondary
- wear a uniform
- summer holidays
- different • south
- warm clothes • noon

In **Australia**, there are 200 days in a school year. The school day is from 9 a.m. to 3:30 p.m. The students can eat lunch at school. Primary and secondary students must wear a uniform. Their summer holidays are in December and January!

In **Colombia**, there are two different school years! For most of the country it is from September to June, but in the south of Colombia, the school year is from February to November. Primary and secondary school children must wear a uniform.

The school year in **Russia** is from September to May. The school day is from 8:30 a.m. to 3 p.m. Some students in Russia have got uniforms. Some other students haven't got uniforms, but they must all wear warm clothes!

a.m. = before noon
p.m. = after noon



1 What is school life like in Australia, Colombia and Russia? Listen, read and find out.

2 Read the texts again. Write the country.

- The school day is from 8:30 a.m. to 3 p.m. Russia _____
- Their summer holidays are in December and January. _____
- Primary and secondary students must wear a uniform. _____
- There are 200 school days in a year. _____
- The school year is from September to May. _____
- There are two different school years. _____

3 Complete the table. Then, use the table to talk about schools in these countries.

	Australia	Colombia	Russia
School year	200 days	September to _____ or _____	September to _____
School day	9:00 a.m. to _____	-	8:30 a.m. to _____
School uniforms	yes	yes	some students

4 **PORTFOLIO** Use ideas from Ex. 3 to write about schools in your country.

Check these words

- dead • sea • icy • canaries • river
- emeralds • snow • life • salt • plant
- mountains • deep • dark • soil
- countryside • presidents

Where the name fits the place!

1 a) Do the quiz. Guess the answers.

Guess the answer	1	Is Greenland green?	yes / no
	2	Is the Dead Sea dead?	yes / no
	3	Is the Red Sea red?	yes / no
	4	Is Iceland icy?	yes / no
	5	Is the Black Sea black?	yes / no

Guess the answer	6	Are there canaries in the Canary Islands?	yes / no
	7	Is the Yellow River yellow?	yes / no
	8	Are there emeralds in the Emerald Isle?	yes / no
	9	Is the Black Forest black?	yes / no
	10	Is the White House white?	yes / no

b) Now, listen, read and check your answers.

- ◆ Greenland is not green at all! There is a lot of snow there.
- ◆ There is no life in the Dead Sea because there is a lot of salt in it.
- ◆ The Red Sea is red because there is a red type of plant in it.
- ◆ Iceland is not icy. The only ice is in Iceland's mountains.
- ◆ The Black Sea is not black! It is very deep and that is why it looks very dark, almost black.
- ◆ There are canaries in the Canary Islands, but their name is from *canis* a Latin word for dogs.
- ◆ The Yellow River has got a lot of yellow soil in it. That's why it is yellow!
- ◆ The Emerald Isle is a name for Ireland! Its name is from its beautiful green countryside.
- ◆ There are a lot of trees in the Black Forest, so you can't see the sun.
- ◆ The White House is white. It is the house of all the American presidents.

2 **PORTFOLIO** @ Find out where these places are. Present the information to the class.

Greenland is near the Arctic.