

# Smiles

Jenny Dooley - Virginia Evans

Activity Book

3



Express Publishing

# Smiles

## Activity Book

### Contents

<b>Let's Start!</b> .....	p. 2
<b>Unit 1</b> .....	p. 4
<b>Unit 2</b> .....	p. 10
<b>Board Game 1</b> .....	p. 16
<b>Unit 3</b> .....	p. 18
<b>Unit 4</b> .....	p. 24
<b>Board Game 2</b> .....	p. 30
<b>Unit 5</b> .....	p. 32
<b>Unit 6</b> .....	p. 38
<b>Board Game 3</b> .....	p. 44
<b>Unit 7</b> .....	p. 46
<b>Unit 8</b> .....	p. 52
<b>Board Game 4</b> .....	p. 58
<b>Unit 9</b> .....	p. 60
<b>Unit 10</b> .....	p. 66
<b>Board Game 5</b> .....	p. 72
<b>Round-up</b> .....	p. 74

Jenny Dooley – Virginia Evans



**Express Publishing**

## 1 Circle and match.



A	C	B	C	D	E	F	G	H
I	H	N	R	V	Y	C	D	E
N	A	N	N	Y	R	O	S	E
J	R	O	S	W	Z	F	G	H
J	L	I	A	M	A	I	J	K
L	I	P	T	L	I	L	L	Y
M	E	Q	U	X	B	L	M	N



## 2 Read and tick (✓).

- 1 What your name?

What's your name?
- 2 Hello, I'm Anna.

Hello, I Anna.
- 3 My name is Peter.

My name Peter.
- 4 This my pet, Max.

This is my pet, Max.

## 3 Listen and write their names.



Mark



**4 Write the missing numbers.**

<b>A</b> two	four	six	<b>eight</b>	<b>D</b> one	two	three	_____
<b>B</b> one	three	five	_____	<b>E</b> eight	six	four	_____
<b>C</b> eight	seven	six	_____	<b>F</b> two	three	four	_____

**5 Read and colour.**

One is blue and white.

Two is green and blue.

Three is yellow and red.

Four is black and blue.

Five is white and orange.


Six is orange and green.

Seven is pink and green.

Eight is red and pink.

Nine is green and yellow.

Ten is black and white.



# 1 School again


• About the story ... Go to Pupil's Book page 8.


## 1 Read, choose and complete.

• ~~This is~~ • schoolbag • your name • What's • Hello



## 2 Look at the pictures. Write the words.



**3 Read and circle. Then match and colour.**

1 It's **a** / **an** apple. It's red.

4 It's **a** / **an** elephant. It's blue.

2 It's **a** / **an** pencil. It's yellow.

5 It's **a** / **an** umbrella. It's pink.

3 It's **a** / **an** schoolbag. It's green.

**4 Cross the odd one out.**

1 **a** pencil - book - ~~egg~~

3 **a** apple - pencil case - schoolbag



2 **an** elephant - pencil - orange

4 **an** egg - umbrella - pen



## 1 Look, read and complete.

Hello, everyone! My name's George. This is my 1)  schoolbag.

It's white and 2)  . This is my 3)  \_\_\_\_\_

and this is my 4)  \_\_\_\_\_ . And look! This is my favourite

5)  \_\_\_\_\_ . It's 6)  \_\_\_\_\_ .

I'm ready for school!



## 2 Look, read and tick (✓).

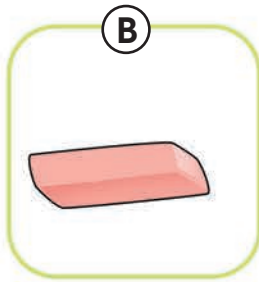
 desk   
 ruler

 book   
 ruler

 notebook   
 rubber

 pen   
 sharpener

**3 Complete. Then match.**



- 1 This **is** my desk. It **is** blue.
- 2 I \_\_\_\_\_ Tina. This \_\_\_\_\_ my school.
- 3 It \_\_\_\_\_ a pink rubber.
- 4 You \_\_\_\_\_ ready for school.
- 5 This \_\_\_\_\_ Sam. He \_\_\_\_\_ my friend.

- Picture **C**
- Picture \_\_\_\_\_
- Picture \_\_\_\_\_
- Picture \_\_\_\_\_
- Picture \_\_\_\_\_


**4 Make sentences.**

- |   |                                |
|---|--------------------------------|
| 1 Tom./My/is/name<br><b>My name is Tom.</b> | 4 Are/Mary?/you<br>_____       |
| 2 school./She/ready for/isn't<br>_____      | 5 notebook?/Is/a/it<br>_____   |
| 3 I'm/Harry./not<br>_____                   | 6 He/my friend./isn't<br>_____ |

**5 Complete. Then answer.**



1 **Is he** Batman?  
**Yes, he is.**



3 \_\_\_\_\_ Spider-Man?  
\_\_\_\_\_



2 \_\_\_\_\_ Minnie?  
\_\_\_\_\_



4 \_\_\_\_\_ Bella?  
\_\_\_\_\_

*Cover pages 6-7 after page 11 of the Pupil's Book.*





1 Listen and draw lines.



Rosy



Henry



Nathan



Olivia



2 Do the sums and find the **Stickers!**

★ five + four is a rubber

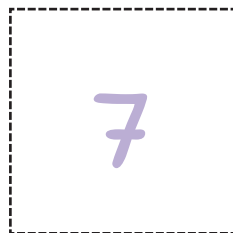
★ six - two is a sharpener

★ eight + two is a desk

★ ten - five is a schoolbag


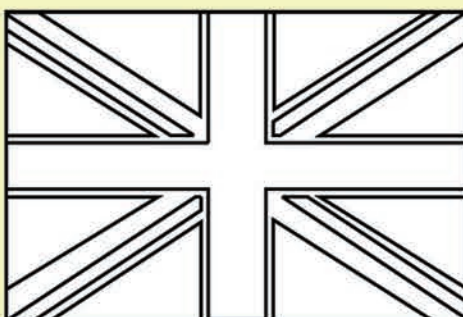
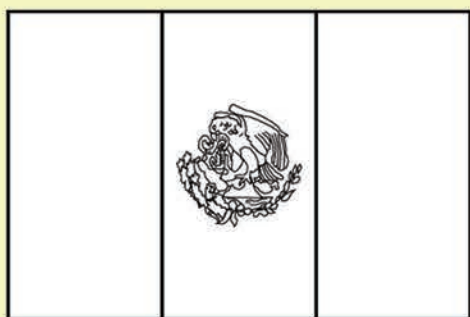
★ one + one is a pencil

★ three + four is a pen





**1** Write. Then colour.



**1** This flag is from

o c M x e i

\_\_\_\_\_.

**2** This flag is from the

K U

\_\_\_\_\_.

**3** This flag is from

o d a P I n

\_\_\_\_\_.

**2** Draw your country's flag. Then complete.

Hi! I'm \_\_\_\_\_ . I'm \_\_\_\_\_ years  
old. I'm from \_\_\_\_\_ . My flag is  
\_\_\_\_\_ .



# Come and play!





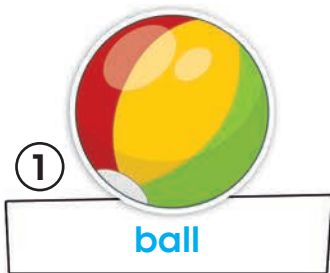
• About the story ... Go to Pupil's Book page 14.

## 1 Read the story and write **yes** or **no**.

- |                            |            |                                |       |
|----------------------------|------------|--------------------------------|-------|
| 1 The tea set is Lilly's.  | <b>yes</b> | 3 The rocking horse is Liam's. | _____ |
| 2 The elephant is Lilly's. | _____      | 4 The car is Liam's.           | _____ |

## 2 Find and circle. Then write.

T	E	A	S	E	T	B	A	L	L	A	B
T	E	E	S	B	B	E	L	L	T	T	R
R	O	C	K	I	N	G	H	O	R	S	E
H	E	A	R	K	T	R	E	I	A	K	A
A	C	R	F	E	I	J	K	L	I	M	N
B	D	E	G	H	T	S	R	Q	N	P	O



### 3 How many? Count and write.



six elephants



\_\_\_\_\_




\_\_\_\_\_




\_\_\_\_\_



\_\_\_\_\_



### 4 Look and write. Whose is it?



1 It's Danny's bike.

2 \_\_\_\_\_

3 \_\_\_\_\_

4 \_\_\_\_\_

5 \_\_\_\_\_

6 \_\_\_\_\_



**1 Whose toys are they? Read and write the names.**

**Mum:** Oh, Rita, look at all these things.

**Rita:** Sorry, Mum.

**Mum:** Is this your music box?

**Rita:** Yes, Mum.

**Mum:** Is this your robot, too?

**Rita:** No, Mum. It's Becky's.

**Mum:** What about the radio and the computer?

**Rita:** Well, the radio is Becky's.

**Mum:** Whose is this computer, then?

**Rita:** It's your computer, Mum.

**Mum:** Oh, all right.



1 Rita's



2 \_\_\_\_\_



3 \_\_\_\_\_



4 \_\_\_\_\_



**2 Do the crossword puzzle.**

A crossword puzzle grid with the following visible letters:  
 Row 2: D, O, L, L, (empty), (empty), (empty), (empty), (empty), (empty)  
 Row 7: E, C, R, A, N, (empty), (empty), (empty), (empty), (empty)  
 Images and arrows:  
 - Computer: arrow to Row 2, Column 3.  
 - Doll: arrow to Row 2, Column 1.  
 - Music box: arrow to Row 7, Column 2.  
 - Robot: arrow to Row 7, Column 4.  
 - Radio: arrow to Row 7, Column 6.  
 - TV: arrow to Row 7, Column 8.

**3** Look, read and complete. Use **This**, **That**, **These** or **Those**.



**4** Look, read and match.






- 1 Look at that robot! It's so cool!
- 2 Look at this ball! It's blue and yellow.
- 3 That TV is Susan's.
- 4 These are my favourite dolls!

- |   |          |   |   |
|---|----------|---|---|
| A | <b>B</b> | C | D |
| A | B        | C | D |
| A | B        | C | D |
| A | B        | C | D |




1  Listen and colour.



2 Read and find the **Stickers** !

These are  
my toys!




my music  
box



my tea set



my ball



my bike




my doll



my car



my train



my robot



1 Read, choose and complete.

- Excuse me • Sorry • Thank you • Hi • please • Good morning, Mr Evans


1



2




3



4



5



6



Cover this page after page 19 of the Pupil's Book.



# Board Game 1

Units 1-2

Say what it is.

Go back three squares!



Say the missing word(s).

Say or do.



What's this?  
\_\_\_\_\_ a pencil case.

Spell your name.

Name four things in your schoolbag.

**START**

6

Name four toys.



7

Are you Greg?  
Yes, \_\_\_\_\_.

8

13

\_\_\_\_\_ is this toy? It's Anna's.

12



11

Point to a desk.



9

10



17

Is he a pupil?  
No, \_\_\_\_\_.

18



**FINISH**

