

1



i Wonder



Express Publishing

Jenny Dooley
Bob Obee

ACTIVITY
Book



i Wonder



ACTIVITY **Book**



CONTENTS

Let's start!	2
1 Colours.....	4
2 Shapes all around!	16
Extra Check 1 (Modules 1-2)	28
3 Growing up	30
4 Toys	42
Extra Check 2 (Modules 3-4)	54
5 Fruit and Vegetables	56
6 Places around	68
Extra Check 3 (Modules 5-6)	80
7 Wild Animals	82
8 Weather	94
Extra Check 4 (Modules 7-8)	106
Round-up	108
Handwriting Practice	110

Jenny Dooley – Bob Obee



Express Publishing

Let's start!

1 Find the  STICKERS!



2 How old are they? Count and circle.




a 1 2



c 3 4



b 6 7



d 8 9


Cover pages 2-3 after page 5 of the Pupil's Book.



1

Colours






1 Colour the colours of the rainbow.



2 Find and colour.**1 red****2 blue****3 green****4 yellow****5 orange****3 What's your favourite colour? Colour.**







4 Who's in the story? Tick (✓).

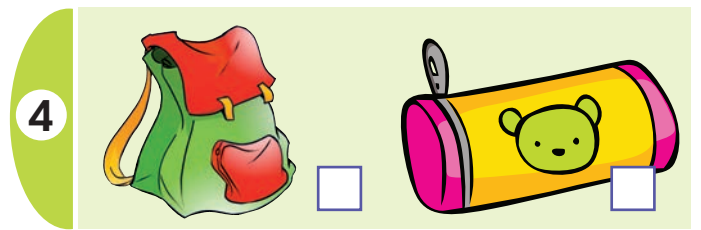
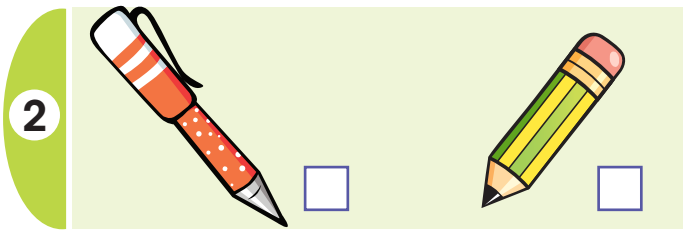
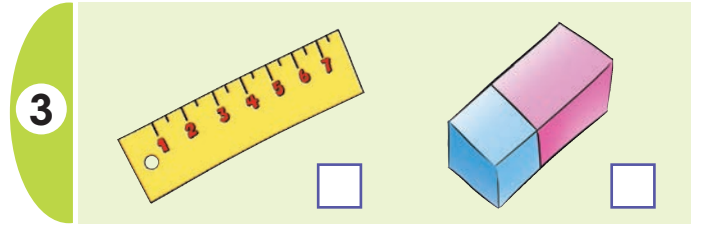






5 Who's ROLO? Find and circle.



6  Listen and tick (✓).




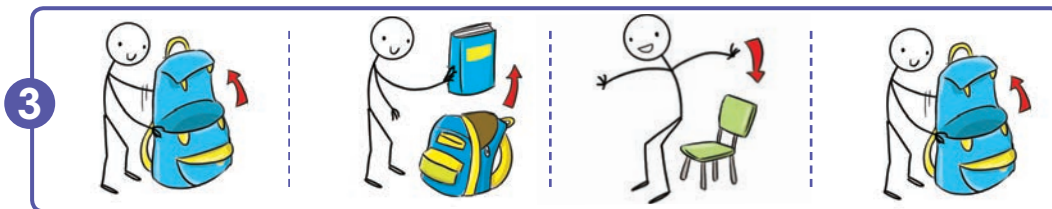


7 Look and number.






1

8 What's next? Draw lines.



9 What's in your schoolbag? Draw.



Cover pages 8-9 after page 11 of the Pupil's Book.



10 Colour. Use the secondary colours.



11 Find the **STICKERS!**

red

yellow

orange


blue

green

purple





12 My World of Colours! Look and colour.






Cover pages 10-11 after page 13 of the Pupil's Book.

• Match.

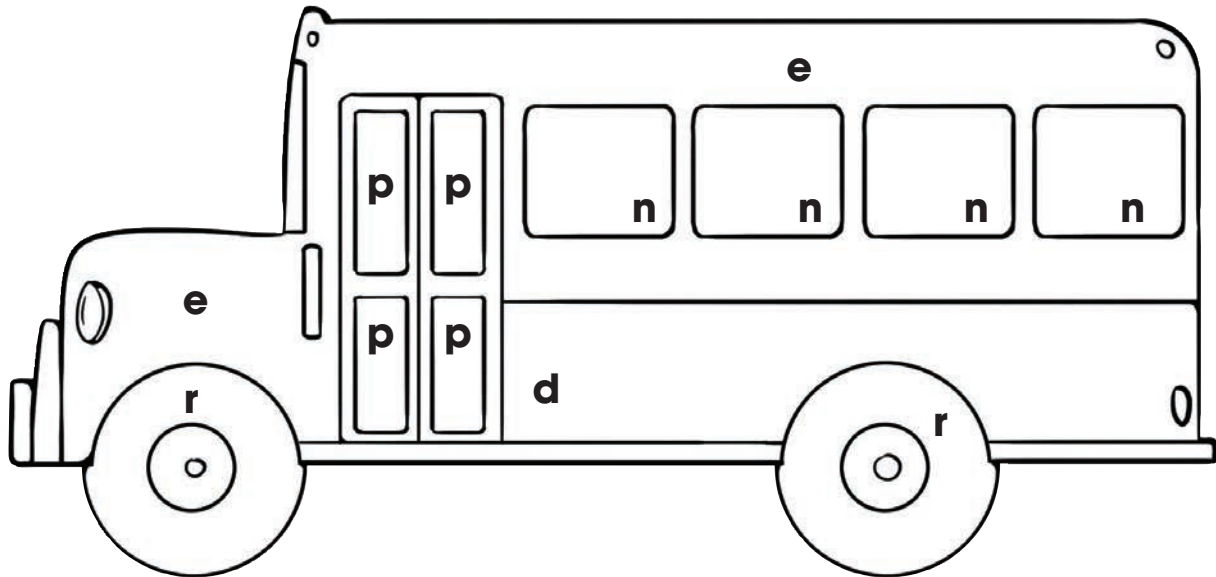


COOL COLOURS

WARM COLOURS

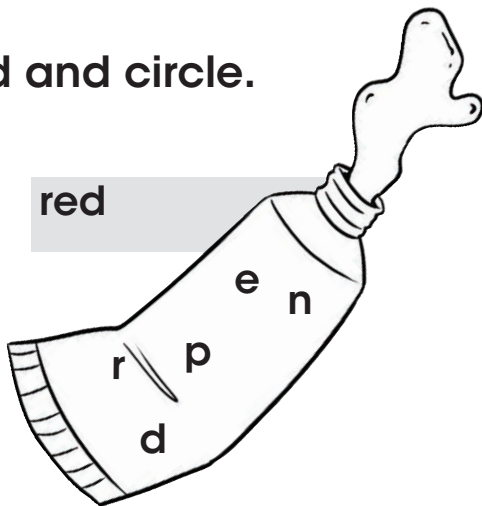


1 Find and colour.

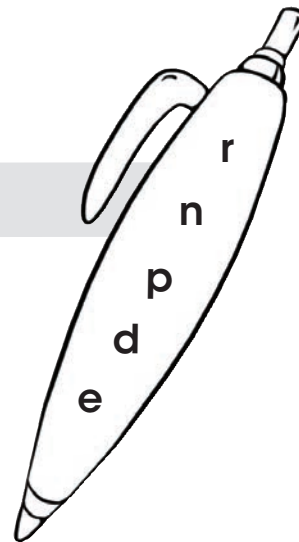


2 Find and circle.

red



pen

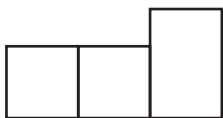


3 Write the words.


• pen

• red

1 It is



2 It is a





1



Let's play!




START




1

9



8




7



6




10



11



12



13




FINISH



20




19



18



2



3



4




5



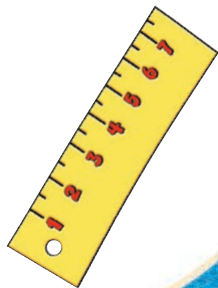
14



15



16



17



Tick (✓). I can ...



name
colours and
school items.



give and
follow
commands.



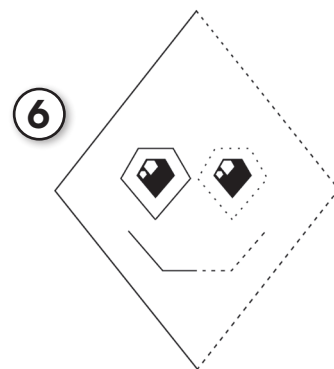
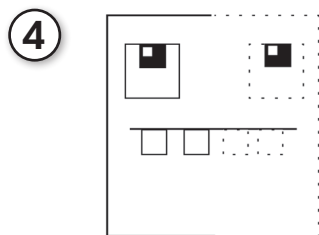
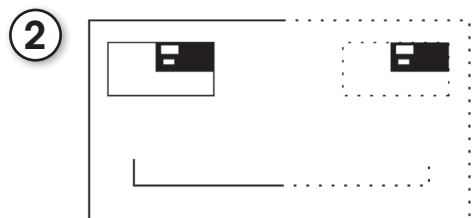

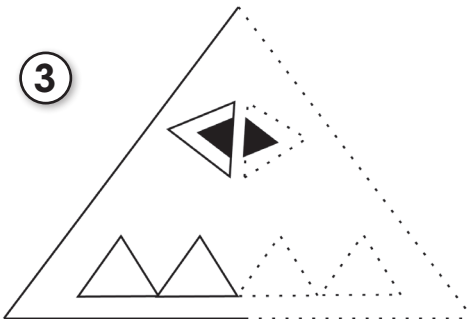

sing the
songs in
Module 1.

2



Shapes all around!



1 Complete. Colour.




2 Use the code and colour the shapes.




3 Circle the same.


1




2





3




4



5









6


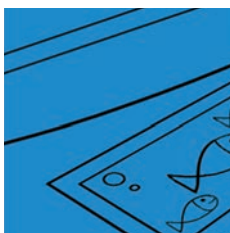








4 Look and choose.





5 Find and colour.



6  Listen and colour.

7 Help Cody go to ROLO. Trace the numbers 1 to 20 in the right order.


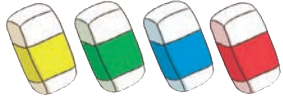




		1	2	8	9
		5	3	4	5
16	12	11	10	7	6
10	13	14	9	8	15
13	16	15	20		
16	17	18	19		















8 How many? Count and write.

1  +  =

2  +  =

3  +  =

9 Circle the same.

1			
2			
3			
4			



10 Trace. Find the **STICKERS!**

1

10	▶	11	▶	
----	---	----	---	--

4

15	▶		▶	17
----	---	--	---	----

2

	▶	14	▶	15
--	---	----	---	----

5

12	▶	13	▶	
----	---	----	---	--

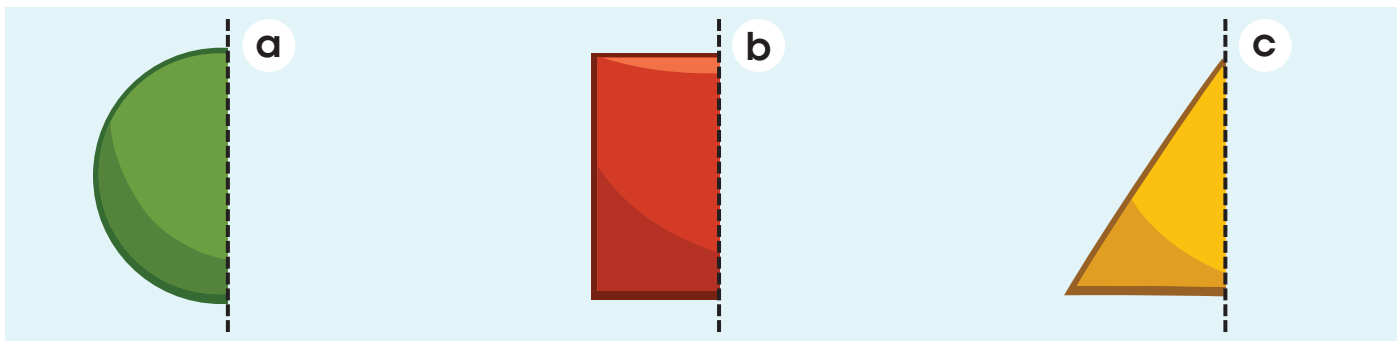



3

17	▶		▶	19
----	---	--	---	----

6


	▶	18	▶	19
--	---	----	---	----




11 Match.




12 How many? Count and write.




1




		




3




		




2




		

4





- Use a ruler. Draw a straight line in each shape to make 2 shapes.




1 Find and circle the letters. How many are there? Write.



2 Circle the letters to make words.


① 

r	g	g
x	i	n
b	r	d

② 

s	e	d
p	i	n
b	r	x

3 Write the words.



--	--	--

 It is a

--	--	--

 red pen.

--	--	--

 It is a big red

--	--	--

6



Let's play!



24

18

25

12

26

27

13

23

11

22

21

20

12

20

13

14

10

15

11

10

9

19

8

16

START

1


9

2

3

15





Tick (✓). I can ...



name
the shapes
and their size.



count
from 1 to 20.

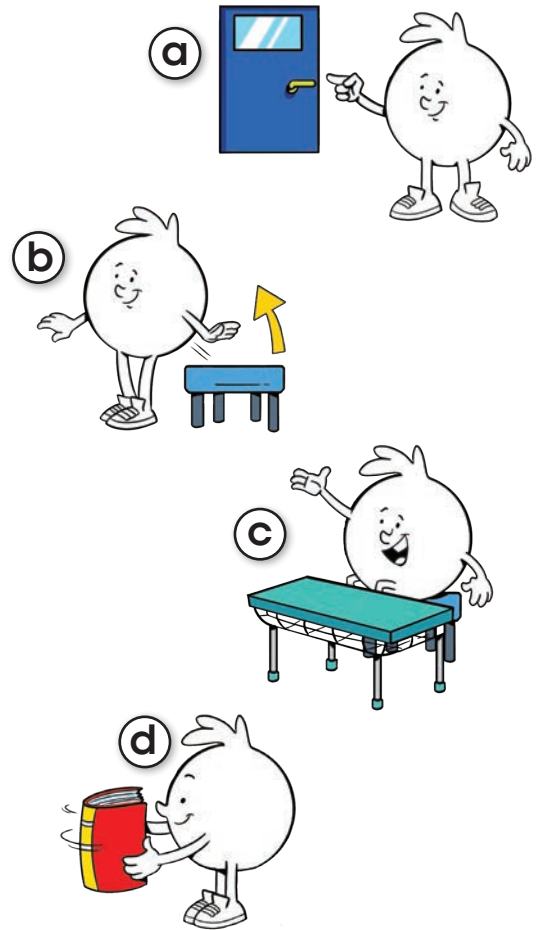



sing the
songs in
Module 2.



Extra Check 1 (Modules 1 - 2)

1 Match.




2 Find four differences.

A



B




3 How many? Count and choose.

A

11

12

14

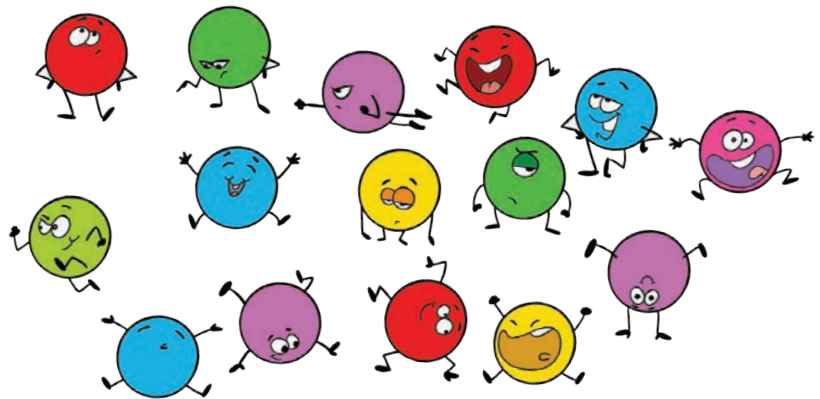


B

17

15

19




C

13

18

20



4



Listen and colour.

