



# FLASH

FOR TEENS

# 2

STUDENT'S BOOK

**JENNY DOOLEY**

Konsultacja: Monika Michalak

Pamiętaj! Odpowiedzi do zadań zapisuj w zeszyte, nie w podręczniku.

PODRĘCZNIK WIELOLETNI

# Contents

Welcome Back

1

2

3

4

5

6

## MODULES

## Vocabulary

## Language in Action

pp 8-17 2.2	<ul style="list-style-type: none"> <li>Classroom language</li> <li>The alphabet &amp; Spelling</li> <li>Numbers (1-100)</li> <li>School subjects</li> <li>Classroom objects</li> <li>Colours</li> <li>Months</li> </ul>	<ul style="list-style-type: none"> <li>Imperative</li> <li>Subject personal pronouns</li> <li>The verb to be (affirmative)</li> <li><i>A/An</i></li> <li><i>The</i></li> <li><i>What (time)</i></li> </ul>
<b>Hello!</b> pp 16-29	<ul style="list-style-type: none"> <li>Countries &amp; Nationalities</li> <li>Places in a country</li> <li>Seasons &amp; Months</li> <li>Dates (ordinal numbers)</li> </ul>	<ul style="list-style-type: none"> <li>Possessive adjectives</li> <li>The verb <i>to be</i> (negative, questions &amp; short answers)</li> <li><i>How tall/How high/How big</i></li> <li><i>When, How old, Where</i></li> </ul>
<b>Check Your Progress 1 (pp. 30-31)</b>		
<b>Family ties</b> pp 32-45	<ul style="list-style-type: none"> <li>Family members &amp; Pets</li> <li>Physical Appearance/Personality</li> </ul>	<ul style="list-style-type: none"> <li><i>Have got</i></li> <li>Possessive case (<i>s/s' – of the</i>)</li> <li>Adjectives</li> <li>Plurals (regular – irregular)</li> <li><i>Whose, Who</i></li> </ul>
<b>Check Your Progress 2 (pp. 46-47)</b>		
<b>Home, ... sweet home</b> pp 48-61	<ul style="list-style-type: none"> <li>Rooms in a house</li> <li>Furniture &amp; Appliances</li> <li>Parts of a house</li> <li>Places in a neighbourhood</li> <li>Signs in public places</li> </ul>	<ul style="list-style-type: none"> <li><i>There is – There are</i> (positive &amp; negative)</li> <li>Prepositions of place</li> <li><i>A/An – Some – Any</i></li> <li><i>There is – There are</i> (questions &amp; short answers)</li> </ul>
<b>Check Your Progress 3 (pp. 62-63)</b>		
<b>Every day</b> pp 64-67	<ul style="list-style-type: none"> <li>Daily routine/Free-time activities</li> <li>Jobs</li> <li>Work places</li> </ul>	<ul style="list-style-type: none"> <li>Connectors (Linkers)</li> <li>Present simple (positive)</li> <li>Object personal pronouns</li> <li>Adverbs of frequency</li> <li>Prepositions of time (<i>at, on, in</i>)</li> </ul>
<b>Check Your Progress 4 (pp. 78-79)</b>		
<b>All about food!</b> pp 80-93	<ul style="list-style-type: none"> <li>Food &amp; Drinks</li> <li>Food preparation</li> <li>Cooking tools</li> </ul>	<ul style="list-style-type: none"> <li>Present simple (negative, questions &amp; short answers)</li> <li><i>Like/Don't like + -ing</i></li> <li>Phrasal verbs</li> <li><i>How much, How many, Which, Why, How</i></li> </ul>
<b>Check Your Progress 5 (pp. 94-95)</b>		
<b>Let's have fun!</b> pp 96-109	<ul style="list-style-type: none"> <li>Free-time outdoor activities</li> <li>The weather</li> <li>Clothes/Accessories/Footwear</li> <li>Geographical features</li> </ul>	<ul style="list-style-type: none"> <li>Present continuous (positive, negative, questions &amp; short answers)</li> <li>Possessive pronouns</li> <li>Prepositions of movement</li> <li>Connectors (<i>because &amp; so</i>)</li> </ul>
<b>Check Your Progress 6 (pp. 110-111)</b>		
<b>Festivities (pp. 113-118)</b>		<b>My Picture Dictionary (pp. 119-127)</b>

Reading & Listening	Real-world Talk & Speaking Time	Writing
<ul style="list-style-type: none"> <li>Celebrations &amp; Festivities in the UK</li> <li>Listening: Tony's timetable for Monday (gap fill)</li> </ul>	<ul style="list-style-type: none"> <li>Aski about telephone numbers</li> <li>Ask about/Tell the time</li> <li>Greetings</li> <li>Introduce yourself/others</li> </ul>	<ul style="list-style-type: none"> <li>your school timetable for Monday</li> </ul>
<ul style="list-style-type: none"> <li>All around the world</li> <li>Listening: Personal profiles (gap fill), Landmark fact file (gap fill)</li> <li><b>Across Cultures:</b> Landmarks of the World </li> </ul>	<ul style="list-style-type: none"> <li>Introduce yourself/others</li> <li>Ask for &amp; give personal information</li> <li>Present a friend</li> <li>Guess my birthday</li> <li>Who am I?</li> <li><b>Intonation:</b> Intonation in <i>Wh</i>- Questions</li> </ul>	<ul style="list-style-type: none"> <li>a profile about yourself &amp; your friend</li> <li>a blog entry about a landmark</li> </ul>
<ul style="list-style-type: none"> <li><i>The Crown</i> </li> <li>Listening: Simon's family (multiple choice), <i>The Flash</i> (gap fill)</li> <li><b>Across Cultures:</b> Super Families </li> </ul>	<ul style="list-style-type: none"> <li>Describe a family member</li> <li>Talk about things you/your friend have got</li> <li>Describe yourself</li> <li>Present your superhero</li> <li>Present a poster of animals</li> <li><b>Pronunciation:</b> /ʃ/, /tʃ/</li> </ul>	<ul style="list-style-type: none"> <li>a post about your family</li> <li>an article about <i>The Flash</i></li> </ul>
<ul style="list-style-type: none"> <li>My new house</li> <li>Listening: Bill's house (R/W)</li> <li><b>Across Cultures:</b> British Homes </li> </ul>	<ul style="list-style-type: none"> <li>Describe your home/room</li> <li>Describe location</li> <li>Compare houses</li> <li>Describe what there is near your house</li> <li>Present types of houses</li> <li><b>Pronunciation:</b> /ɑ:/, /ɔ:/</li> </ul>	<ul style="list-style-type: none"> <li>a dialogue about your new house</li> <li>a short post describing your bedroom</li> <li>an email about your house</li> </ul>
<ul style="list-style-type: none"> <li>School days in the UK </li> <li>Listening: Paul's timetable (gap fill), Michal's daily routine (gap fill)</li> <li><b>Across Cultures:</b> Geocaching </li> </ul>	<ul style="list-style-type: none"> <li>Make arrangements – Accept/Refuse</li> <li>Describe your/a person's routine</li> <li>Find the job</li> <li>Invite a friend to your house</li> <li>Talk about your favourite free-time activities</li> <li><b>Pronunciation:</b> /θ/, /ð/</li> </ul>	<ul style="list-style-type: none"> <li>an email about your daily routine</li> <li>write rules</li> </ul>
<ul style="list-style-type: none"> <li>What's your favourite food? </li> <li>Listening: Street food fact file (gap fill)</li> <li><b>Across Cultures:</b> Street Food </li> </ul>	<ul style="list-style-type: none"> <li>Express likes/dislikes</li> <li>Give instructions</li> <li>Talk about your eating habits</li> <li>Present a dish</li> <li>Talk about what people have</li> <li>Create &amp; present a street food</li> <li>Talk about food/drinks you like/don't like</li> <li><b>Intonation:</b> Word stress</li> </ul>	<ul style="list-style-type: none"> <li>a short text about your favourite food</li> <li>a short blog entry about street food</li> </ul>
<ul style="list-style-type: none"> <li>Fun days out in London </li> <li>Listening: Angela's holiday (R/W)</li> <li><b>Across Cultures:</b> Holiday Destinations </li> </ul>	<ul style="list-style-type: none"> <li>Agree/Disagree</li> <li>Make suggestions</li> <li>Discuss favourite activities</li> <li>Talk about the weather</li> <li>Talk about fun places in your country</li> <li>Describe what you/your friends doing/are wearing today</li> <li>Present geographical features</li> <li><b>Intonation:</b> Intonation in exclamations</li> </ul>	<ul style="list-style-type: none"> <li>an email about a visit to Camden Market</li> <li>a postcard about your holiday</li> </ul>

## Content & Language Integrated Learning CLIL

<b>MODULE 1</b> (Geography): The United Kingdom	p. <b>28</b>
<b>MODULE 2</b> (Science): Animals	p. <b>44</b>
<b>MODULE 3</b> (Maths): Draw a Map to Scale	p. <b>60</b>
<b>MODULE 4</b> (Citizenship): School Rules	p. <b>76</b>
<b>MODULE 5</b> (Food Technology): The Eatwell Guide	p. <b>92</b>
<b>MODULE 6</b> (ICT): How to move photos from a smartphone to a computer	p. <b>108</b>

## Projects

<b>MODULE 1</b> Map of your country	p. <b>29</b>
<b>MODULE 2</b> A family	p. <b>45</b>
<b>MODULE 3</b> Your dream house	p. <b>61</b>
<b>MODULE 4</b> A famous person	p. <b>77</b>
<b>MODULE 5</b> Healthy/Unhealthy eating habits	p. <b>93</b>
<b>MODULE 6</b> Holiday destinations	p. <b>109</b>

## Speaking Time – Presentation Skills

<b>MODULE 1</b> Your country	p. <b>29</b>
<b>MODULE 2</b> Family	p. <b>45</b>
<b>MODULE 3</b> Your dream house	p. <b>61</b>
<b>MODULE 4</b> A famous person	p. <b>77</b>
<b>MODULE 5</b> Healthy/Unhealthy eating habits	p. <b>93</b>
<b>MODULE 6</b> Holiday destinations	p. <b>109</b>

## Speaking Time – Values


<b>MODULE 1</b> National pride	p. <b>31</b>
<b>MODULE 2</b> Family	p. <b>45</b>
<b>MODULE 3</b> Home	p. <b>61</b>
<b>MODULE 4</b> Happy days	p. <b>77</b>
<b>MODULE 5</b> Healthy eating habits	p. <b>93</b>
<b>MODULE 6</b> Travel	p. <b>109</b>

# WELCOME BACK

## Greetings

1  Listen and repeat.

**WORD DETECTIVE** What are these phrases in Polish?



### Note!

Zwracając się do nauczyciela, użyj następującego zwrotu: Mr/Mrs/Ms + nazwisko. **Hello Ms Green.** (NIE: ~~Hello~~ Kate.)

## Greetings - Introducing yourself/others

2 a) Complete the dialogue with the phrases below. Write in your notebook.

- Goodbye • Hello • This is • Nice to meet you



**Mrs White:** 1) \_\_\_\_\_, I'm Mrs White. What's your name?


**Nat:** Hello, Mrs White. My name's Nat.  
2) \_\_\_\_\_ Alexis and Maria.

**Mrs White:** 3) \_\_\_\_\_, kids.

**Children:** Nice to meet you, too. 4) \_\_\_\_\_!


b)   Listen and check. Then repeat in groups.

## Classroom language

- 3  Listen and repeat.  
**WORD DETECTIVE** What are these phrases in Polish?



	form	example
+	czasownik w formie podstawowej + reszta zdania	Open your books.
-	<b>Don't</b> + czasownik w formie podstawowej + reszta zdania	<b>Don't</b> open your books.

- 4  **SPEAKING TIME** Listen to your teacher's instructions and make imperative sentences. Then, your partner acts out what you ask him/her to do.

Teacher: Ask your partner to stand up.

Student A: Stand up, please.

Student B: (*stands up*)

# WELCOME BACK

## The alphabet & Spelling

1  Listen and repeat.

Aa Bb Cc Dd Ee Ff Gg  
Hh Ii Jj Kk Ll Mm Nn  
Oo Pp Qq Rr Ss Tt Uu  
Vv Ww Xx Yy Zz

### Note!

Nazwiska, w których występują dwie takie same litery obok siebie (np. Milles), literujemy w następujący sposób: M-I-double L-E-S. (NIE: M-I-two L-E-S.)

2  Listen and choose the correct spelling. Write in your notebook.

- |     |        |   |        |
|-----|--------|---|--------|
| 1 a | Bil    | b | Bill   |
| 2 a | Maia   | b | Maya   |
| 3 a | Juan   | b | Huan   |
| 4 a | Teresa | b | Tereza |

3 a)  Listen to and read the dialogue.









- A** Hello, I'm Mr Drake. I'm your new teacher. What's your name?
- B** Hello, Mr Drake. I'm Alexis.
- A** And your surname?
- B** Wallace.
- A** How do you spell it?
- B** W - A - double L - A - C - E.



- |   |                 |   |                   |
|---|-----------------|---|-------------------|
| 1 | Alicja Kowalska | 3 | Krzysztof Wójcik  |
| 2 | Paweł Nowak     | 4 | Urszula Brodowska |

b)  **SPEAKING TIME** Act out similar dialogues. Use the names in the box.

4  Listen and repeat.

singular						
	I	You	He	She	It	
	plural					
		We	You	They		

5 Look at the pictures and choose the correct answer. Write in your notebook.



I/you



he/she



it/they



you/we

6 **LANGUAGE DETECTIVE** What's missing? Look at the example and find out. Write in your notebook.



		full form	short form
singular	I	?	'm
	You	are	're
	He She It	is	's
	plural	We You They	are

**Note!** 

Do tworzenia form skr6conych stosujemy apostrof (')  
 I **am** Janusz.  
 I'**m** Janusz.

7 Complete the sentences with *am/'m, is/'s, are/'re*. Write in your notebook.

- |                                       |                                     |
|---------------------------------------|-------------------------------------|
| 1 It <input type="text"/> a book.     | 4 My name <input type="text"/> Bob. |
| 2 I <input type="text"/> Anna.        | 5 We <input type="text"/> friends.  |
| 3 They <input type="text"/> teachers. | 6 You <input type="text"/> Sue.     |

8 **SPEAKING TIME** Present yourself and your friend to the class.

# WELCOME BACK

## Numbers 1-20

- 1  Listen and repeat.  
**WORD DETECTIVE** What are these numbers in Polish?

1	one	6	six	11	eleven	16	sixteen
2	two	7	seven	12	twelve	17	seventeen
3	three	8	eight	13	thirteen	18	eighteen
4	four	9	nine	14	fourteen	19	nineteen
5	five	10	ten	15	fifteen	20	twenty

- 2 Match the words to the numbers. Write in your notebook.

one	1	a	12
eight	2	b	15
twelve	3	c	20
fifteen	4	d	8
twenty	5	e	1

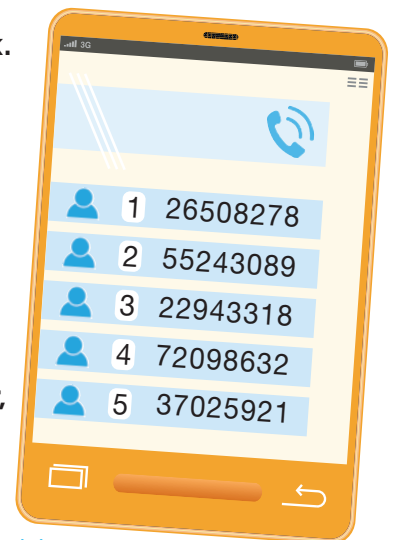
- 3 Find the number. Write in your notebook.

- thige e
- tiffene f
- hetre t
- velwett

### Asking about telephone numbers

- 4  **SPEAKING TIME** Ask and answer, as in the example.

- A: What's your telephone number?  
B: It's two-six-five-oh-eight-two-seven-eight.



### Note!

Cyfre 0 (zero) w numerach telefonów czytamy oh /əʊ/ **NIE** zero /æzɪərəʊ/.



### Numbers 21-100

5 Listen and repeat.

**WORD DETECTIVE** What are these numbers in Polish?

<b>21</b>	twenty-one	<b>27</b>	twenty-seven	<b>60</b>	sixty
<b>22</b>	twenty-two	<b>28</b>	twenty-eight	<b>70</b>	seventy
<b>23</b>	twenty-three	<b>29</b>	twenty-nine	<b>80</b>	eighty
<b>24</b>	twenty-four	<b>30</b>	thirty	<b>90</b>	ninety
<b>25</b>	twenty-five	<b>40</b>	forty	<b>100</b>	a/one hundred
<b>26</b>	twenty-six	<b>50</b>	fifty		

#### Note!

Zapisując słownie liczby dwuwyrazowe, w języku angielskim używamy łącznika (-), 46 forty-six.

6 Listen and write the number you hear in your notebook.

- |          |         |         |
|----------|---------|---------|
| 1 12 20  | 3 50 15 | 5 30 13 |
| 2 10 100 | 4 42 24 | 6 8 80  |

7 Complete the sentences with the correct number. Write in your notebook.

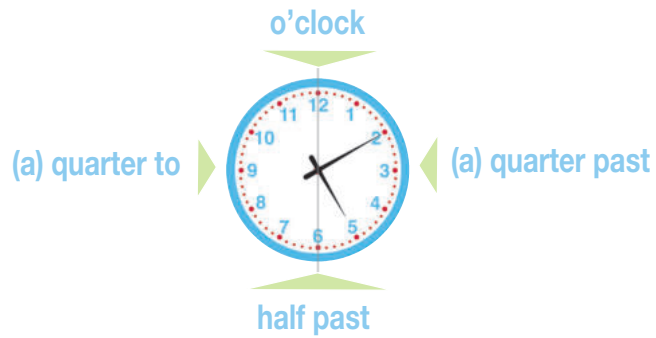


- |  |  |
|--|--|
| 1 Fred is <b>eighty-three</b> years old.   | 5 Al is <input type="text"/> years old.    |
| 2 Alice is <input type="text"/> years old. | 6 Mike is <input type="text"/> years old.  |
| 3 Sally is <input type="text"/> years old. | 7 Julie is <input type="text"/> years old. |
| 4 Ann is <input type="text"/> years old.   | 8 Eve is <input type="text"/> years old.   |

# WELCOME BACK



## Asking about/Telling the time



1 Listen and repeat.

1 five o'clock	2 (a) quarter past five	3 twenty past five	4 half past five
5 twenty-five to six	6 twenty to six	7 (a) quarter to six	8 five to six

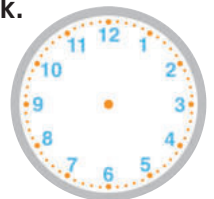
2 Copy the clock faces in your notebook. Listen and draw the clock hands.




**Word**  
 What (time):  
 Która (godzina)




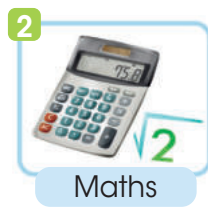
3 **SPEAKING TIME** Copy the clock face in your notebook. Draw the clock hands and complete the sentence. Then, ask and answer.


A: What time is it?  
 B: It's ...




## School subjects






- 4 a)  Listen and repeat.  
**WORD DETECTIVE** What are these words in Polish?



- b)  **Think SPEAKING TIME** What's your favourite school subject?  
 Write in your notebook.


My favourite school subject is Music.

- 5  Listen to Tony talking about his school timetable for Monday  
 and complete the gaps (1-4). Write in your notebook.

	Monday	Room
8:30 - 9:30	Maths	R10
9:30 - 10:30	1) 	R12
10:30 - 10:45	Break	
10:45 - 11:45	2) 	R8
11:45 - 12:45	PE	
12:45 - 1:30	Lunch Break	
1:30 - 2:30	3) 	R7
2:30 - 3:30	4) 	R5



- 6 **SPEAKING TIME** Write your school timetable for Monday in your notebook. Tell the class.

Timetable		
	Monday	Room

# WELCOME BACK

This is a ball.

This is an umbrella.



1 Listen and repeat.

**a**  
a smartphone    a ball

**an**  
an iPod    an umbrella

2 A or an? Look at the pictures and write in your notebook.

1	2	3	4
alarm clock	digital camera	agenda	scarf

## Classroom objects

3 Label the pictures. Use: pencil case, glue, pen, rubber, pencil, ruler, notebook, blackboard, desk, whiteboard. Write in your notebook.

Listen and check, then repeat.

**WORD DETECTIVE** What are these words in Polish?

1

2

3

4

5

6

7

8

9


10

sixteen

## Colours

### 4 a) Write the colours in your notebook.

- brown • purple • pink • grey • green • red • yellow • black
- orange • blue • white



### b) Listen and check, then repeat. Complete the sentence in your notebook.

My favourite colour is ...

The [See Language Guide p. ?](#)

The używamy, gdy wiadomo, o której konkretnie rzeczy mówimy lub wspomnieliśmy o niej wcześniej.  
This is a **smartphone**. The **smartphone** is black.



### 5 SPEAKING TIME Complete the gaps with *a* or *the*. Then choose the correct colour. Write in your notebook.

Listen and check. Then ask and answer.

A: What's this?

B: This is a rubber. The rubber is pink.

1 This is  rubber.  
 rubber is **pink/white**.

2 This is  notebook.  
 notebook is **green/purple**.

3 This is  pencil.  
 pencil is **yellow/black**.

4 This is  chalk.  
 chalk is **purple/blue**.

5 This is  ruler.  
 ruler is **red/black**.

6 This is  book.  
 book is **grey/brown**.

7 This is  sharpener.  
 sharpener is **orange/yellow**.

8 This is  schoolbag.  
 schoolbag is **pink/green**.

# WELCOME BACK

## Celebrations & Festivities in the UK

1 When are these holidays in your country?

In Poland, All Saints' Day is in November .



### Check these words

January	•	styczeń
February	•	luty
March	•	marzec
April	•	kwiecień
May	•	maj
June	•	czerwiec
July	•	lipiec
August	•	sierpień
September	•	wrzesień
October	•	październik
November	•	listopad
December	•	grudzień



JANUARY

# New Year's Day



MARCH

# Mother's Day



JUNE

# Father's Day



# 1 Hello!

## IN THIS MODULE

- **Vocabulary**
  - Countries & Nationalities
  - Places in a country
  - Seasons & Months/Dates (ordinal numbers)
- **Language in Action**
  - Possessive adjectives
  - The verb *to be* (negative, questions & short answers)
- **Everyday English**
  - Introducing yourself/others
  - Asking for & giving personal information
  - Pronunciation: Intonation in questions
- **Skills in Progress & Across Cultures**
  - read, listen, speak & write about places
- **CLIL**
  - Geography (The United Kingdom)

### Project Time & Values

- map of Poland
- national pride



### Vocabulary

#### Continents, Countries & Nationalities

See Picture Dictionary p. 120

- 1 **GET STARTED** Look at the picture. Which continents can you name?  
**WORD DETECTIVE** What are these words in Polish?
- 2 Listen and repeat.
- 3 Match the nationalities (1-13) to the countries on the map. Write in your notebook. Listen and check, then repeat.

1 Canadian - Canada

8 New Zealander -

2 British -

9 Irish -

3 Australian -

10 Brazilian -

4 South African -

11 Chinese -

5 Portuguese -

12 Mozambican -

6 American -

13 Polish -

7 Indian -



**4**  Act out dialogues, as in the example.



A: Where's Ann from?

B: She's from Canada.  
She's Canadian.

A: Where's John from?

B: He's from the USA.  
He's American.

**5** Complete the sentences. Write in your notebook.

I'm from  (country). I'm  (nationality).

**6**  **SPEAKING TIME** Student A: Where are you from? Choose a country. Student B: Say the nationality, as in the example.

A: I'm from Ireland.

B: You're Irish!

**Note!** 

Przed nazwami krajów nie używamy przedimka **the**, chyba że w nazwie występuje słowo *State*, *Kingdom* lub *Republic*.



## All around the world

Hello! I'm Vicky and I'm 11 years old. I'm from Sydney, Australia. Sydney is a big city, but it isn't the capital city of Australia. Canberra is the capital city of Australia! My e-friend is Jill. She's 11, too. She's not Australian. She's from Wellington – the capital city of New Zealand.



Hello! My name's James and I'm 11 years old. I'm from Stitsville, Canada. Stitsville is a beautiful village. It's close to the capital city of Canada – Ottawa! This is my e-friend Alicia. She's 10 years old. She's from Worcester, South Africa. Worcester is a small town near Cape Town, the capital city of South Africa.



### Check these words

- |           |   |                         |
|-----------|---|-------------------------|
| friend    | • | przyjaciół/przyjaciółka |
| beautiful | • | piękny/-a               |
| close to  | • | blisko czegoś           |
| near      | • | blisko                  |

### Reading

1 Listen to and read the article, then match. Write in your notebook.

Vicky is 1

Jill is 2

James and Alicia are 3

a e-friends.

b from Sydney.

c a New Zealander.

2 Decide if the sentences are *R* (right) or *W* (wrong). Write in your notebook.

1 Vicky is 10 years old.

2 Jill is James' friend.

3 James is South African.

4 Alicia is 10 years old.

3 Copy the personal profiles in your notebook and complete the gaps.

Name: Vicky Age: 11 years old  
Nationality: Australian  
From (city/town/village): Sydney  
Country: Australia

Name: Jill Age: // // // years old  
Nationality: New Zealander  
From (city/town/village): // // //  
Country: New Zealand

Name: James Age: // // // years old  
Nationality: Canadian  
From (city/town/village): // // //  
Country: // // //

Name: // // // Age: 10 years old  
Nationality: // // //  
From (city/town/village): // // //  
Country: // // //

**Vocabulary**  
Places in a country

4 Choose the correct answer. What are these words in Polish?



1 Warsaw is the **capital city/town** of Poland.



2 Zalipie is a small **city/village** in Poland.



3 Sopot is a **city/capital city** in Poland.



4 Darłowo is a seaside **town/city** in Poland.

**Listening**

5 Listen to the dialogues and complete the profiles. Write in your notebook.

Name: 1)  Camden  
Age: 10 years old  
Nationality: 2)   
From (city/town/village): 3)   
Country: Canada



Name: Peter 4)   
Age: 5)  years old  
Nationality: 6)   
From (city/town/village): 7)   
Country: 8)



**Writing & Speaking (a profile about yourself & your e-friend)**

6 **SPEAKING TIME** Copy the profiles in your notebook and complete them. Present yourself and your e-friend to the class.

Me

Name: ?  
Age: ? years old  
Nationality: ?  
From (city/town/village): ?  
Country: ?



My e-friend

Name: ?  
Age: ? years old  
Nationality: ?  
From (city/town/village): ?  
Country: ?



My favourite colour is red.  
Her favourite colour is pink.  
His favourite colour is blue.



### Possessive adjectives (singular)

- 1 **LANGUAGE DETECTIVE** What's missing? Look at the example and find out. Write in your notebook. Explain in Polish to your partner.

person	possessive adjective
I	my
you	your
he	?
she	?
it	its

#### Note!

Zaimka **it** używamy, mówiąc o zwierzęciu lub rzeczy. **Zauważ!** *Its* i *it's* brzmią podobnie, ale mają inne znaczenie. **It's = it is** lub **it has**

- 2 Match the sentences (1-5) to the sentences (a-e). Write in your notebook.

- |                      |                                   |
|----------------------|-----------------------------------|
| I am Tony. 1         | a Its colour is black.            |
| You're Australian. 2 | b His friend is Laura.            |
| He's Alan. 3         | c Your friend is Australian, too! |
| She's my sister. 4   | d My friend is Eric.              |
| It's my book. 5      | e Her name is Amy.                |

- 3 Write the correct possessive adjective in your notebook.

- (He) name is Peter.
- (I) friend is Sue.
- (She) friend is Chinese.
- (You) village is beautiful.
- (It) This is my dog. name is Rex.
- (We) This is school.

- 4 **SPEAKING TIME** Look at the pictures. Complete and say.



- "I'm Tom. This is **my** bike. ? colour is yellow."  
This is Tom. This is **his** bike. **Its** colour is yellow.
- "I'm Jason and this is ? sister Molly. ? cap is yellow."
- "Are these ? books, Rob?" "Yes. Thank you, Mr Jones."



### Possessive adjectives (plural)

**5 LANGUAGE DETECTIVE** What's missing? Look at the example and find out. Write in your notebook. Explain in Polish to your partner.

person	possessive adjective
we	?
you	?
they	their

#### Note!

Zaimka **they** używamy w liczbie mnogiej, mówiąc o ludziach, zwierzętach i rzeczach.

**6** Choose the correct answer. Write in your notebook.

- This is Jason and Tim.  house is big.  
 A Our                                      B Your                                      C Their
- Susan and you are sisters.  friend is Emma.  
 A Our                                      B Your                                      C Their
- Steve and I are friends.  favourite sport is football.  
 A Our                                      B Your                                      C Their

**7** Complete the gaps. Write in your notebook.

- Julie and I** are sisters.  home is in London.
- This is **Mario and Lyn**.  friend is Rosa.
- You're** Portuguese.  friends are Portuguese, too.
- They** are friends.  names are Mike and Sam.

**8 SPEAKING TIME** Look at the pictures. Complete and say.



- "I'm Julie and this is **my schoolbag**."  
 This is Julie and this is her schoolbag.
- This is Jake and this is ?.
- "I'm Anna and this is ? brother Ben. This is ?."
- This is Jessica and this is ?.
- Tim and Paul are friends and this is ?.

# 1c VOCABULARY

## Seasons & Months

1 **GET STARTED** When is your birthday?

2   Listen and repeat. Write the missing months in your notebook.



**WINTER**  
December  
January  
February

**SPRING**  
March  
April  
May



**AUTUMN**  
September  
October  
November



**SUMMER**  
June  
July  
August



- 1 July, , September,
- 2 December, ,
- 3 , April, May,
- 4 October, , December,

## Word

**When:** kiedy  
**How old:** ile lat

## Note!



W języku angielskim mówiąc o czyimś wieku lub pytając o czyjś wiek, używamy czasownika **to be**.  
How old **are** you?  
I'm 15 years old.  
(NIE: *How old **have** you?* *How many years **have** you?* *I **have** 15 years old.*)

## Ordinal numbers & Dates

3   Complete with *How old* or *When*. In pairs, ask and answer as in the example.

- Maria (9) 27th February • Sergio (12) 13th August
- Anna (10) 1st January • Alex (11) 30th September

A: **?** are you, Maria?  
B: I'm 9 years old.  
A: **?**'s your birthday?  
B: It's on the 27th of February.

4   **SPEAKING TIME** In groups, play **Guess my birthday**. Ask and answer questions, as in the example.


Is your birthday in January?  
Is your birthday on the 27th?

## Ordinal numbers

### Liczebniki porządkowe

1st = first  
2nd = second  
3rd = third  
4th = fourth  
5th = fifth  
6th = sixth etc.

## Asking for & giving personal information

- GET STARTED** How old is your best friend?
-  Listen to and read the dialogue. Who are they? Where are they from?











**Maria:** Hello! I'm **Maria Dudek**. What's your name?  
**Barry:** My name's **Barry Barry Flynn**. Where are you from, **Maria**?  
**Maria:** I'm from **Poland**. And you?  
**Barry:** I'm from **the UK**. How old are you?  
**Maria:** I'm **eleven** years old. And you?  
**Barry:** I'm **eleven** years old, **too!** Oh! That's the bell! See you!  
**Maria:** Bye!

- Match the questions to the answers. Write in your notebook.

What's your name? **1**                      **a** 11.  
 Where is Barry from? **2**                    **b** Maria.  
 How old is Maria? **3**                        **c** The UK.

-  In pairs, complete the dialogue in your notebooks. Then, act it out.

**A** Hello! I'm . What's your name?  
**B** My name's . Where are you from, ?  
**A** I'm from . And you?  
**B** I'm from . How old are you?  
**A** I'm  years old. And you?  
**B** I'm ! Oh! That's the bell! See you!  
**A** Bye!

-  **SPEAKING TIME** Play *Who am I?* **Student A:** Think about a famous person. **Student B:** Who is student A? Ask questions to find out. Tell the class.

A: Where are you from?  
 B: ?  
 A: How old are you? etc

 **Word**

Where: gdzie

## Intonation

### in questions

 Listen and repeat.

- Where are you from? • What's your name? • How old are you?

The verb *to be* (negative)

- 1 **LANGUAGE DETECTIVE** What's missing? Look at the example and find out. Write in your notebook. Explain in Polish to your partner.



		full form	short form
singular	I	am not	?
	You	are not	aren't
	He She It	is not	isn't
	plural	We You They	are not

- 2 Fill in the gaps as in the example. Write in your notebook.

## full form

- I **am not** 11 years old.
- Sally  my friend.
- Jane and I  Australian.
- They  at school.

## short form

- I **'m not** 11 years old.
- Sally  my friend.
- Jane and I  Australian.
- They  at school.

- 3 Write sentences in your notebook as in the example. Use the short form of the verb *to be*.

- Sandra is from India.  
Sandra **isn't** from India.
- Bob and Bill are Brazilian.
- We are from the USA.
- I am from India.
- Chris is British.

- 4 **SPEAKING TIME** Correct your partner, as in the example.

## Student A

- Her name is **Suzu**.
- She's **Irish**.
- Her parents are **Tom and Ella**.
- Suzie and Sally are **cousins**.

## Student B

- Anna**
- Canadian**
- Jeff and Martha**
- best friends**

- 1 Her name **isn't** Suzu. Her name is Anna.



## BLOG

## Landmarks of the World

by Lauren Green



25th August

I'm in London, England. London is the home of the famous Elizabeth Tower. This is where you can see Big Ben – the large bell inside the clock tower. Big Ben is quite big for a bell. It is 2.28 metres tall and 2.75 metres wide!



15th December

I'm in beautiful Surfers Paradise in Australia today. This is a beautiful seaside city. I'm at the Q1 Tower. This is a very tall tower. It's about 320 metres high. It's over 20 years old. The view from the top floor of the building is amazing!

30th May

I'm back home in Toronto, Canada. I'm at the CN Tower. The tower is over 550 metres tall. I'm actually on a glass floor 342 metres in the air! The view of the city from here is great!



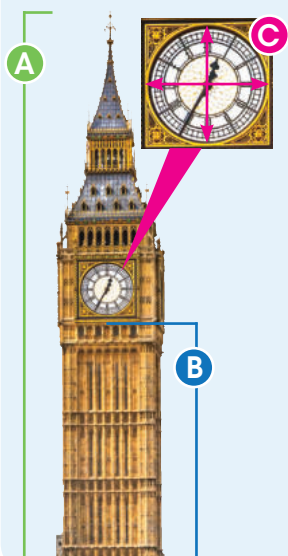
Post a comment

## Check these words

home	•	dom
tower	•	wieża
bell	•	dzwon
view	•	widok
glass	•	szkło
floor	•	podłoga

## Note!

How tall/How high/  
How big



## Reading

1 Listen to and read the blog posts. Match the phrases. Write in your notebook.

The Elizabeth Tower is in 1

a seaside city.

Surfers Paradise is a 2

b Canada.

Lauren in from 3

c great.

The view from the CN Tower is 4

d London.

2 Decide if the sentences are **R** (right) or **W** (wrong). Write in your notebook.

- The name of the Tower in England is CN Tower.
- The Q1 Tower is in Australia.
- The Q1 Tower is ten years old.
- The glass floor at the CN Tower is 550 metres high.

3 Answer the questions. Write in your notebook.

- How big is Big Ben?
- How tall is the Q1 Tower?
- How high is the glass floor at the CN Tower?



### Culture Spot

The London Eye is a popular landmark in London.



Collect information about landmarks in your country. Prepare a poster.

### Vocabulary

4 Fill in: *seaside, bell, view, building*. Write in your notebook.

- 1 Big Ben is a  inside the Elizabeth Tower.
- 2 My school is a very beautiful .
- 3 The  from the top floor of my house is amazing.
- 4 Jurata is a  town in Poland.

### Speaking

5 **SPEAKING TIME** Choose one of the landmarks in the blog. Complete the sentences in your notebook. Then, tell your partner.

The  is in . It is  tall.  
I  because it is .

### Listening

6 Listen and complete the gaps (1-4) in your notebook.

- Name: 1)   
Location: 2) , Cape Verde  
Age: 3)  years old  
Height: under 4)  metres



### Study Skills

**Wielkiej litery** używamy:

- na początku zdania:  
**We** are 12;
- w nazwach własnych:  
**Bob, Warsaw, Poland**;
- w nazwach języków obcych:  
**English, German, Spanish**;
- pisząc zaimek osobowy **I**:  
**Tim and I** are friends;
- w nazwach miesięcy:  
**April, May, June**.

### Writing (a post about a landmark)

7 Rewrite the sentences in your notebook. Put capital letters where needed.

- 1 my favourite subjects are history and english.
- 2 ann is from ottawa in canada.
- 3 her birthday is in august.

8 Use the information in Ex. 6 to complete the blog post. Write in your notebook.

### BLOG



The  by

The  is a famous landmark in . It is . It is .

The  is .





## The United KINGDOM

England, Scotland, Wales and Northern Ireland are parts of the United Kingdom (UK). London is the capital city. English is the official language. Great Britain is the island with England, Wales and Scotland.

- ★ Edinburgh is the capital city of Scotland. A famous landmark in Edinburgh is Edinburgh Castle.
- Stirling is a city in Scotland. A famous landmark in Stirling is the William Wallace Monument.
- ★ London is the capital city of England. A famous landmark in London is the Palace of Westminster.
- Bath is a city in England. A famous landmark in Bath is the ancient Roman Spa.
- ★ Cardiff is the capital city of Wales. A famous landmark in Cardiff is the Millennium Stadium.
- Bangor is a city in Wales. A famous landmark in Bangor is the Menai Straits Bridge.
- ★ Belfast is the capital city of Northern Ireland. A famous landmark in Belfast is the Albert Clock.
- Derry is a city in Northern Ireland. A famous landmark in Derry is the old City Wall.



### Check these words

island	•	wyspa
monument	•	pomnik
stadium	•	stadion
bridge	•	most
wall	•	mur

### Note!

Przedimka **the** nie używamy z nazwami miejscowości.

**1 GET STARTED** Which is the capital of the United Kingdom?


**2** Listen to and read the texts. Which cities are numbers 1-8? Write in your notebook.

**3** **SPEAKING TIME** Complete the table in your notebook. Use the information from the texts. Present one country to the class.



Country:  
Capital city:  
Other cities:  
Landmarks:

## Prepare

-  In groups, draw the map of Poland. Write the name of the capital city and other cities/towns. Use the symbols from the box.




## OPTION

### Doświadczenie edukacyjne Landmark of the Week!

- W grupach wykonajcie plakaty przedstawiające polskie zabytki w języku angielskim.
- Wykorzystajcie przygotowane plakaty do zorganizowania gazetki rotacyjnej. Co tydzień prezentujcie inny zabytek.

Szczegóły doświadczenia – patrz s. 135

## Create

-  Collect information about a famous landmark in each of the cities in Ex. 1. Complete the tables in your notebooks.

Name of the Landmark

What it is (castle, bridge, wall, monument, tower, etc.)

Where it is

## Present & Reflect

- SPEAKING TIME** Use the map in Ex. 1 and your notes in Ex. 2 to present the landmarks to the class. Which landmark is the most interesting? Vote.


My country is famous for its landmarks.  is a  in . etc.



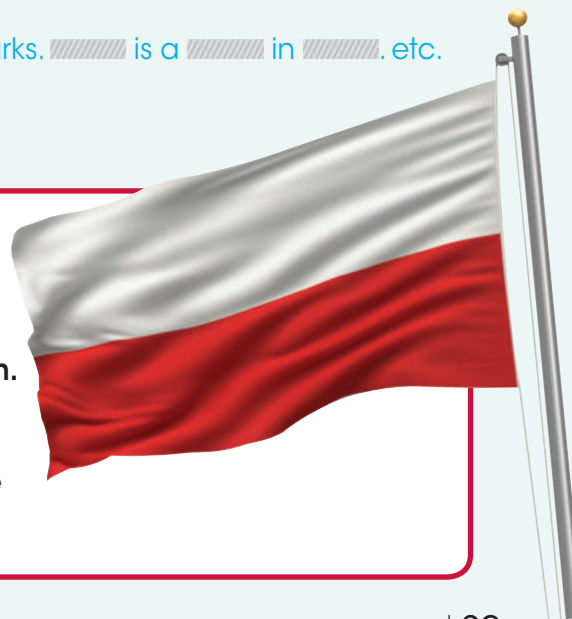
I'm high,  
I'm full of colours,  
I'm not a rainbow.  
What am I?

## VALUES

### National pride

-  a) Look at the flag of Poland. What do the colours on it mean? Research information. Tell the class.

b) Find flags of other countries with the same colours as the Polish flag. Tell the class.



## Reading

- 1 Decide if the sentences are **R (right)** or **W (wrong)**. Write in your notebook.



### Famous Landmarks

**The Varso Tower** is in Warsaw, Poland. It is open since 2022. It is a modern building. It is 310 metres tall. It is open from morning to evening.

**The Sky Tower** is in Auckland in New Zealand. It is a big tower. It is open since 1997. It is 328 metres tall. The top floor is 220 metres high. It is open day and night.

- 1 The Varso Tower is in Poland.
- 2 The Varso Tower is open all day and night.
- 3 The Sky Tower is open since 1997.
- 4 The top floor at Sky Tower is 328 metres high.

## Vocabulary

- 2 Write the countries in your notebook.

- 1 Canadian
- 2 Portuguese
- 3 Brazilian
- 4 British
- 5 American

- 3 Write the capital cities in your notebook.

- 1 the UK - L
- 2 Australia - C
- 3 Canada - O
- 4 New Zealand - W

- 4 Label the pictures with the correct seasons. Write in your notebook.

• spring • winter • autumn • summer



- 5 Complete the missing months (1-6) in your notebook. Then match the seasons from Ex. 4 to the correct group of months. Write in your notebook.

**A**

December

1)

February

**B**

2)

3)

May

**C**

4)

July

5)

**D**

September

6)

November

## Language in Action

- 6 Write the correct possessive adjective in your notebook.

- |                              |                               |
|------------------------------|-------------------------------|
| 1 I - <input type="text"/>   | 5 It - <input type="text"/>   |
| 2 You - <input type="text"/> | 6 We - <input type="text"/>   |
| 3 He - <input type="text"/>  | 7 They - <input type="text"/> |
| 4 She - <input type="text"/> |                               |

**7** Fill in the gaps with: *am/'m, is/'s, are/'re*. Write in your notebook.

- 1 This landmark  beautiful.
- 2 I  in Canada.
- 3 We  from China.
- 4 They  British.

**8** Fill in the gaps with: *'m not, isn't (x2) or aren't*. Write in your notebook.

- 1 I  Brazilian.
- 2 Jessica  10 years old.
- 3 We  friends.
- 4 The building  tall.

**9** Complete the questions with: *is (x2), are (x2)*. Then answer them. Write in your notebook.

- 1 "  Steve your friend?"  
"Yes, he .
- 2 "  her name Carol?"  
"No, it .
- 3 "  you from the UK?"  
"Yes, we .
- 4 "  Ted and Mary from Spain?"  
"No, they .

**Real-World Talk**

**10 a)** Complete the dialogue with:


- I'm eleven, too. • How old are you?
- My name's Sam. Sam Jones. • And you?

Write in your notebook.

- A** Hello! I'm Tom Sims. What's your name?  
**B** **1)**  Where are you from, Tom?  
**A** I'm from the USA. **2)**   
**B** I'm from Canada. **3)**   
**A** I'm eleven years old. And you?  
**B** **4)**  See you!

**b)** Act out the dialogue with your partner.

**Listening**



**11**  Listen and complete the gaps (1-4) in your notebook.

Name: Tony **1)**   
Age: **2)**   
Nationality: **3)**   
Birthday: **4)**



**Writing**

**12** Complete email to your English pen-friend in your notebook.

 MAILBOX  

Hello,  
My name is **1)** . I'm **2)**  years old.  
I'm from **3)** . My birthday is **4)** .  
What about you?  
Write soon,

**Już umiem ...**

**Słownictwo i gramatyka**

- mówić o krajach i narodowościach;
- mówić o porach roku, miesiącach i datach;
- używać przymiotników dzierżawczych (*possessive adjectives*);
- używać *when, how old i where*;
- używać czasownika *to be* (w przeczeniach);
- używać czasownika *to be* (w pytaniach i krótkich odpowiedziach).

**Czytanie**

- dobierać wyrażenia, tworząc pełne zdania;
- określać, czy zdanie jest prawdziwe, czy fałszywe w odniesieniu do tekstu;
- odpowiadać na pytania sprawdzające zrozumienie tekstu.

**Słuchanie**

- znajdować w wypowiedzi określone informacje.

**Mówienie**

- przedstawiać siebie i inne osoby;
- podawać informacje o sobie i prosić kogoś o podanie informacji o sobie (imię i nazwisko, wiek, narodowość, miejsce zamieszkania, kraj pochodzenia);
- mówić o swoim kraju i zabytkach
- podawać informacje o innym kraju

**Pisanie**

- prezentować siebie;
- pisać tekst do umieszczenia na blogu;
- używać wielkich liter.

 **dobrze**

 **bardzo dobrze**

 **doskonale**