

Smiles

Jenny Dooley - Virginia Evans

Pupil's Book

4



Express Publishing

Smiles

Pupil's Book

Jenny Dooley – Virginia Evans



Express Publishing



Contents

Starter Unit (pp. 4-7)

In this module you will...

learn, read and talk about...

learn how to...

practise...

write...

Module 1
(pp. 8-19)

Unit 1

physical description, family members, famous book characters

Unit 2

activities, musical instruments

- describe people
- talk about family members
- describe actions happening now
- talk about abilities

- the verb 'to be'
- possessive adjectives'
- the verb 'have got'
- present continuous
- the verb 'can'
- object pronouns

- about a family member
- about Summer Camp

Storytime! (pp. 20-21)
Checkpoint 1 (pp. 22-23)

In this module you will...

learn, read and talk about...

learn how to...

practise...

write...

Module 2
(pp. 24-35)

Unit 3

buildings, jobs

Unit 4

daily routine, sports

- give directions
- talk about jobs
- talk about preferences
- tell the time
- talk about your daily routine

- prepositions of place
- present simple
- like + *-ing*
- adverbs of frequency

- about a job
- about your day

Storytime! (pp. 36-37)
Checkpoint 2 (pp. 38-39)

In this module you will...

learn, read and talk about...

learn how to...

practise...

write...

Module 3
(pp. 40-51)

Unit 5

clothes, rules, traditional costumes

Unit 6

food, containers, money, taste

- talk about clothes
- give rules
- ask for permission
- identify food items
- talk about prices and quantities

- plural number
- must/mustn't
- can
- much/many/a lot of
- some/any

- your classroom rules
- about your favourite sandwich

Storytime! (pp. 52-53)
Checkpoint 3 (pp. 54-55)



In this module you will...

Module 4
(pp. 56-67)

learn, read and talk about...	learn how to...	practise...	write...
Unit 7 animals, adjectives, countries Unit 8 buildings, adjectives	<ul style="list-style-type: none">• compare animals, people and things• talk about animals• say where you were	<ul style="list-style-type: none">• comparisons• superlatives• was/were	<ul style="list-style-type: none">• about your favourite animal• about what you were like when you were little

Storytime! (pp. 68-69)
Checkpoint 4 (pp. 70-71)

In this module you will...

Module 5
(pp. 72-83)

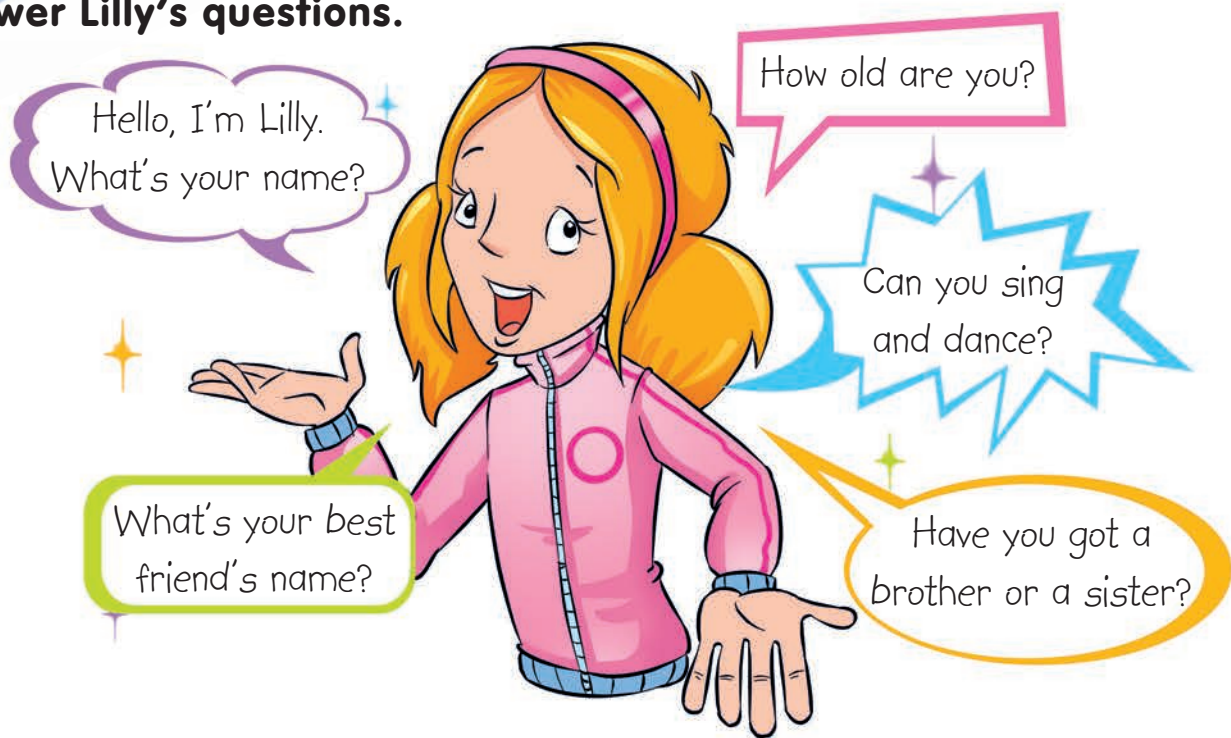
learn, read and talk about...	learn how to...	practise...	write...
Unit 9 months Unit 10 things to take on holiday, natural features, countries	<ul style="list-style-type: none">• talk about past actions• talk about plans and intentions	<ul style="list-style-type: none">• past simple (regular & irregular)• be going to• question words	<ul style="list-style-type: none">• about your last birthday• an email while on holiday

Storytime! (pp. 84-85)
Checkpoint 5 (pp. 86-87)



My Green Passport (pp. 88-93)

Glossary (pp. 94-96)

1 Answer Lilly's questions.



2 Riddle time! Read, choose and write the animal.



1 It's small.
It's got a long tail.
It likes bread and cheese.
What is it?

2 It's small.
It's got two legs.
It can fly and swim.
It likes small fish.
What is it?

3 It's small.
It's got big ears.
It can jump.
It likes carrots.
What is it?

4 It's small.
It's got four legs.
It can swim and jump.
It likes mice.
What is it?



3 Listen, point and repeat. Then draw lines.

40 100 50
 70 60
 80 20
 30 90

twenty	sixty
thirty	seventy
forty	eighty
fifty	ninety
a hundred	










4 Listen and circle.

A	4	14	40
B	88	8	18
C	60	66	16
D	9	99	90
E	10	1	100
F	17	70	7

5 Look, read and write **yes** or **no**.

- 1 Number forty-four is a hot dog. **yes**
- 2 Number ninety-two is a burger. _____
- 3 Number seventy-five is a biscuit. _____
- 4 Number twenty-six is pasta. _____
- 5 Number sixty-seven is a carrot. _____
- 6 Number eighty-nine is chicken. _____
- 7 Number thirty-four is rice. _____
- 8 Number a hundred is an onion. _____

1 Listen, point and repeat.

				
Art	English	Geography	History	ICT
				
Maths	Music	PE	Science	

2 What's their favourite subject? Read and write.

1  I like painting pictures.

2  I like sport.

3  I like learning about other countries.

4  I like using the computer.

5  I like working with numbers.

6  I like playing the guitar.

1 _____

3 _____

5 _____

2 _____

4 _____

6 _____



3 Let's play!

Teacher: *I spy with my little eye, something beginning with 'c'.*

Pupil: *Computer!*



1 A big family



1 Listen and read.

1 Come on, Nanny. It's our family trip today.

Oh, that's nice!

2 This is Aunt Beth and Uncle Ted.

Uncle Ted is very tall!

3 This is Aunt Dora and Aunt Sally.

And this is our dog, Barrel. He is not very slim!

4 Who are they?

They are my cousins, Mick, Mandy and Mark!

5 Our family is big, Nanny.

Oh, yes! One big happy family!

2 Read the story and circle.

- 1 Beth is Lilly's aunt / cousin.
- 2 Ted is Lilly's cousin / uncle.
- 3 Sally is Lilly's cousin / aunt.
- 4 Mick is Lilly's cousin / uncle.

tall



short



slim

fat



aunt

uncle



cousin



3 Write: is, isn't, are or aren't.




- Liam **is** Lilly's brother.
- Dora _____ Liam's aunt.
- Daisy and Lilly _____ friends.
- Jake _____ Lilly's cousin.
- Mick and Mark _____ Jake's cousins.

GRAMMAR

I'm Ann. My mum is tall.
 He's my uncle. His name is Ted.
 They're my aunts. Their names are Dora and Sally.
 He/She/It isn't fat.
 Are you slim? Yes, I am./No, I'm not.

4 Read and underline. Then match.

- They're brothers. This is **my/their** mum.
- She's my cousin. **Her/His** name is Fiona.
- We're sisters. **Your/Our** brother is very tall.
- He's big and fat. **His/My** name is Barrel.



5 Listen and draw lines.



Kim
 Sonia
 Ellie



long hair

My favourite uncle

1 Listen, read and write **yes** or **no**.

This is my uncle.
His name is Ted. Uncle Ted is very tall and slim. He's got short brown hair and blue eyes. He's got glasses, too! Uncle Ted is my favourite uncle!

- | | |
|--|-----------------------------|
| 1 Uncle Ted is tall and slim. yes | 3 He's got blue eyes. _____ |
| 2 He's got long curly hair. _____ | 4 He's got freckles. _____ |

2 Let's play!

curly	aunt	fair
freckles	glasses	slim
short	straight	cousin

3 Listen and repeat. Then read.

Look at Claire and Blaire.
Their hair is fair!



short hair



fair hair



straight hair



curly hair



freckles



glasses

GRAMMAR

I **ve got** fair hair.

He/She/It **s got** a small nose.

We/You/They **ve got** curly hair.

I **haven't got** freckles.

He/She/It **hasn't got** big ears.

We/You/They **haven't got** glasses.

Have you **got** dark hair? **Yes, I have.** / **No, I haven't.**

4 Look, read and put a tick (✓) or a cross (✗).



1 She's got short dark hair.

2 She's got blue eyes.



1 He's got long curly hair.

2 He's got glasses.



1 She's got short fair hair.

2 She's got freckles.

5 Make sentences.

1 got - You've - hair. - short
You've got short hair.

2 eyes? - Has - she - blue - got

3 freckles. - He - hasn't - got

4 We - green - haven't - eyes. - got

5 got - they - Have - hair? - curly



Talk with your friends. Then write about a member of your family.



This is my aunt.
Her name is ...





1  **Let's sing!**

Grandma, Grandpa,
Mum and Dad,
Cousins, uncles, aunts!
We stick together
For good or bad –
We're one big happy family!

*One big happy family,
One big happy crew!
One big happy family,
We stick together like glue!*

Grandma, Grandpa,
Mum and Dad,
Cousins, uncles, aunts!
We're all happy,
We're all glad –
We're one big happy family!



2 **Make your family coat of arms. Talk with your friend.**

This is my father!

His name's Steve.



What's his name?

What does he look like?

3  Listen and read.

Our World 



This is Harry Potter. He's from the UK. He's got short dark hair and green eyes. He's got glasses, too! He's fantastic!



This is Mint Aizawa. She's from Japan. She's short and slim. She's got blue hair and blue eyes. She's very cool!



This is Tintin. He's from Belgium. Tintin has got red hair and blue eyes. He's got a white dog called Snowy. They have a lot of fun together!

4 Read and match.

1 Harry Potter has got

2 Tintin has got

3 Mint Aizawa has got

a blue hair and blue eyes.

b dark hair and green eyes.

c red hair and blue eyes.

2 Water sports



1 Listen and read.



2 Read the story and put a tick (✓) or a cross (✗).

- 1 Lilly is sailing.
- 2 Liam is surfing.
- 3 Daisy is diving.
- 4 Jake is waterskiing.



sail



surf



waterski



dive



get wet



pool



GRAMMAR

I **am** (I'm) sailing.

She **is** (She's) sailing.

We **are** (We're) sailing.

Are you sailing? **Yes, I am.** / **No, I'm not.**

I **am not** (I'm not) sailing.

She **is not** (She isn't) sailing.

We **are not** (We aren't) sailing.

sail + **ing** → sailing

surf + **ing** → surfing

div~~e~~ + **ing** → diving

danc~~e~~ + **ing** → dancing


swim + **m** + **ing** → swimming

run + **n** + **ing** → running

3 Look and complete.



1



2



3



4



5



6

- 1 They **are sailing** (sail).
- 2 It _____ (swim).
- 3 He _____ (dive).
- 4 He _____ (waterski).
- 5 They _____ (surf).
- 6 She _____ (fish).

4 Listen and draw lines.



5 Let's play!

Teacher: *Betty is sailing.*

Pupil: *No, she isn't. She's diving.*



skateboard



do karate

Summer Camp


1  Listen and read. Then answer.




This is me at Summer Camp. Look! I'm skateboarding. I can skateboard really well!



This is Daisy. She's jogging! She's with her dog, Bella.



Liam is doing karate in this picture. He can't do it very well! Look at him!



This is Jake. He's having a picnic. The sun is shining and he's eating an ice cream.

- 1 Can Lilly skateboard?
- 2 What is Daisy doing?

- 3 What is Liam doing?
- 4 Is Jake eating pizza?

2 Let's play!



Can you hop?

Yes, I can! Look at me!



3  Listen and repeat. Then read.



They are hopping and skipping in the ring!



jog



hop



skip



have a picnic



play the violin



GRAMMAR

I/You/He/She/It/We/You/They **can** hop.

I/You/He/She/It/We/You/They **can't** skip.

Can he ski?

Yes, he **can**./**No**, he **can't**.

I can surf. Look at **me**!

He can do karate. Look at **him**!

me	her	you
you	it	them
him	us	

4 Look and write.

	do karate	skateboard	skip	play the violin
	X	✓	X	✓
	X	✓	✓	X
	X	X	✓	✓
	✓	✓	X	X

1 Liam **can skateboard and play the violin. He can't do karate or skip.**

2 Lilly _____

3 Daisy _____

4 Jake _____

5 Read and circle.

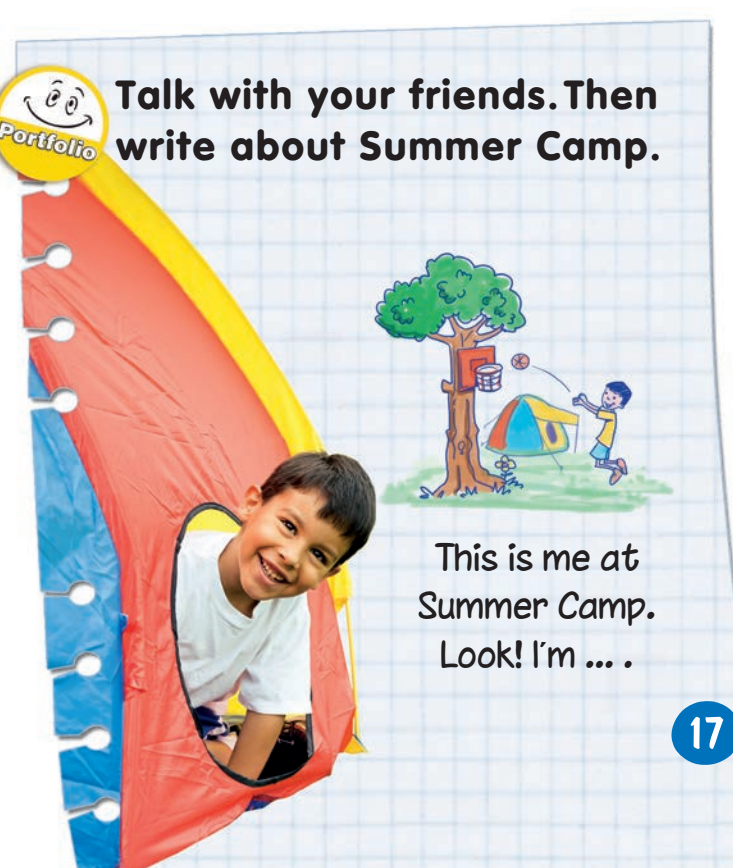
- Where's my book?
I can't see **(it)** / us.
- I can't swim.
Can you help **me** / **them**?
- Ann can play the violin.
Listen to **him** / **her**!
- Paul and Roy can't waterski.
Look at **you** / **them**!
- We are playing football.
Can you see **us** / **me**?



Talk with your friends. Then write about Summer Camp.



This is me at Summer Camp. Look! I'm ...





1 Let's sing!

We are sailing,
We are surfing,
We are diving in the pool!
We are splashing, this is smashing*,
Doing water sports is cool!

We are sailing,
We are surfing,
We are getting very wet!
We are swimming, this is thrilling*,
Doing water sports is best!

* smashing, thrilling = great, fantastic



2 Let's play!



Number one!


You can play the violin with it!

Play the Music!

Time for CLiL
Music



3  Listen, point and repeat.



4  Listen and number.





princess

wife

maid

mattress


hurt

soft

The Princess and the Pea

A story from Denmark

1 Listen and read.



1

My son, it's time to choose a princess for your wife.

I know, father.



2

What about this one? Look at her beautiful hair and blue eyes!


Is she a real princess, father?



3

Those princesses are not right for me. I want a real princess!

Don't be sad, my son.



4

That night ...

My dear, come in!

Oh, thank you. I am a princess from a land far away.






5

Is she a real princess? Let me find out!



6

Maids, make a bed. Use twenty mattresses!




2 Which picture? Read the story and write.

- 1 *It's time to choose a princess for your wife.*
- 2 *Don't be sad, my son.*
- 3 *My dear, come in!*
- 4 *Use twenty mattresses!*
- 5 *Here is a real princess!*

- picture **1**
- picture —
- picture —
- picture —
- picture —

VOCABULARY

1 Look, read and number. (15 marks)



- 0 He is waterskiing.
- 1 He is diving.
- 2 They are surfing.
- 3 They are sailing.
- 4 She is jogging.
- 5 She is hopping.

15

GRAMMAR

2 Read and complete. (20 marks)

- 0 We **are having** (have) a picnic.
- 1 _____ (Tina/swim)?
- 2 Ian _____ (play) the violin. Listen!
- 3 Stop it! I _____ (get) wet!
- 4 Look at Mark! He _____ (surf).

20

3 Read and underline. (18 marks)

- 0 My name is/are Alex.
- 1 Is/Has she got fair hair?
- 2 We aren't/can't do karate.
- 3 Their/They house is very big.
- 4 Can you help we/us, please?
- 5 Are/Can you skateboard?
- 6 Where's John? I can't see him/he.

18

COMMUNICATION

4 Look, read and circle. (9 marks)




A: What does Faye look like?

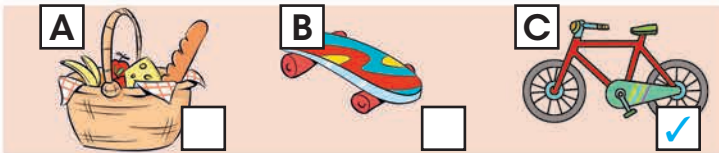
B: She is 0) short / **tall** and 1) slim / fat. She's got 2) curly / **straight** hair and blue eyes. She's got 3) freckles / **glasses**, too!

9

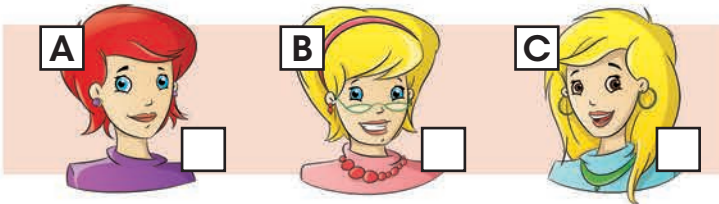
LISTENING

5  Listen and tick (✓) the box. (18 marks)

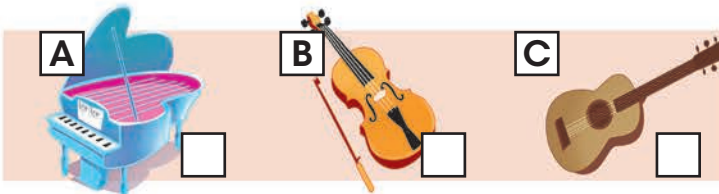
0 What are Lucy and Marta doing?



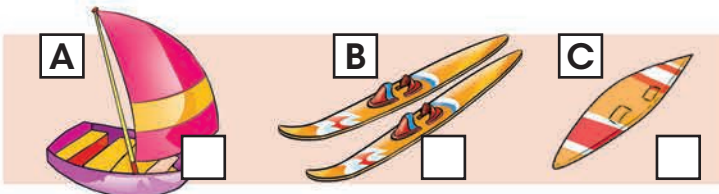
1 Who is Aunt Clara?



2 What can George play?




3 What is Diana's favourite sport?



18

READING AND WRITING

6 Look, read and write **yes** or **no**. (20 marks)



0 The children are in the garden. yes

1 There's a pool. _____

2 The woman is cooking. _____

3 The boy is playing the piano. _____

4 The girl is diving. _____

20

Total 100

Now I can

- describe people
- talk about my family
- say what is happening
- talk about abilities
- write about Summer Camp



in English